



## **SRI DEVARAJ URS ACADEMY OF HIGHER EDUCATION AND RESEARCH**

(A Deemed to be University Declared under Section 3 of UGC Act 1956)

Comprising Sri Devaraj Urs Medical College

[Constituent unit of Sri Devaraj Urs Educational Trust for Backward Classes (Regd.)]

TAMAKA, KOLAR – 563 103. KARNATAKA, INDIA.

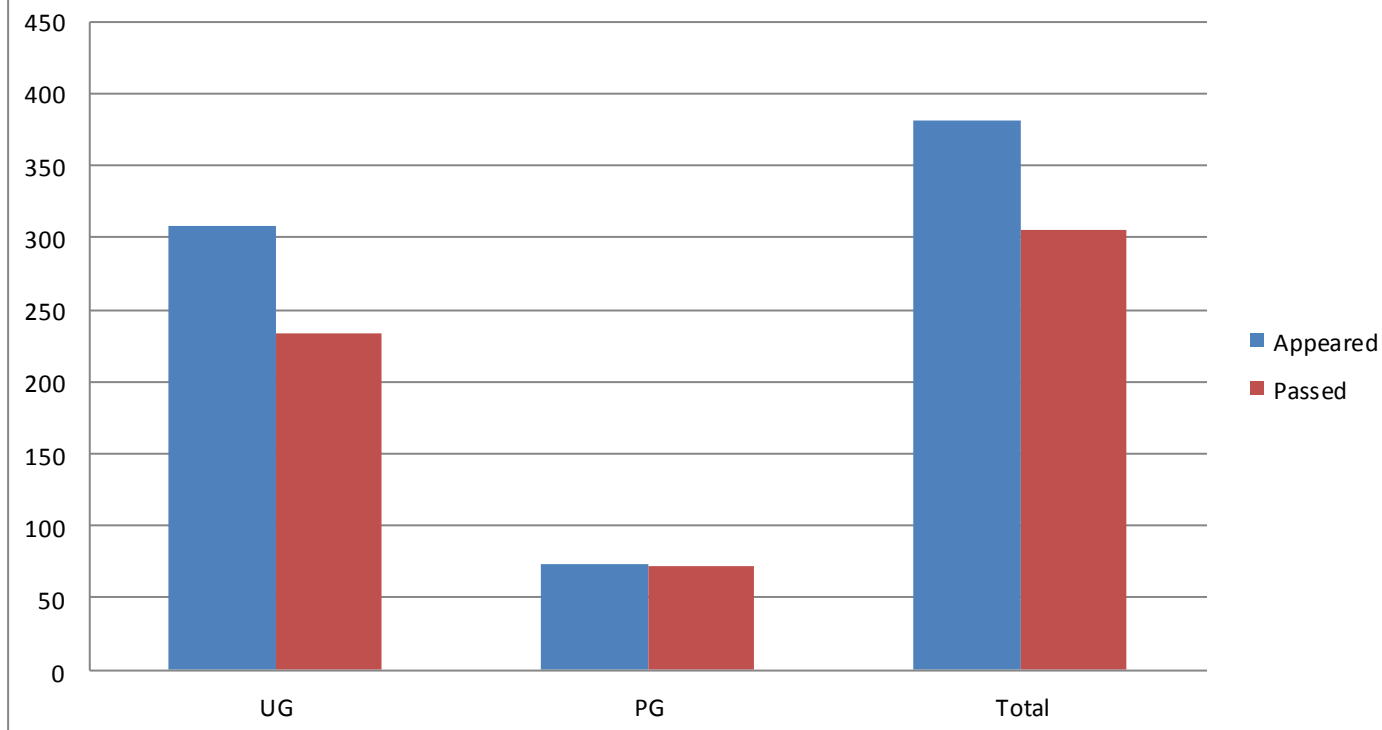
Ph:+918152-243003, +91 9448395232, Fax: +918152-243008, E-mil-registrar@sduu.ac.in/office@sduu.ac.in Website: www.sduu.ac.in

# **Results Annual Examination Reports 2015 to 2020**

## Annual Report of Pass percentage of final year students in the year of 2019-20

Year	Programme Code	Programme Name	Number of students appeared in the final year examination (UG + PG)	Number of students who passed in final year examination (UG + PG)	Pass %
July - 2019	MBBS	Bachelor of Medicine and Bachelor of Surgery	51	37	73%
July/August 2019	MLT, OTT, OPH, IMT, RDT, RTT	B.Sc. Allied Health Sciences	116	99	85%
Jan-20	MBBS	Bachelor of Medicine and Bachelor of Surgery	141	98	70%
<b>UG 2019-20</b>		<b>Total</b>	<b>308</b>	<b>234</b>	<b>76%</b>
Nov-19	MDGME, MDPAE, MSORT, MSOBG	Post Graduate Degree-Medical	6	5	83%
Nov-19	DMR, DGO	Post Graduate Diploma-Medical	2	2	100%
July-2019	FHN	Fellowship Head and Neck Surgical Oncology	1	1	100%
Dec-19	PYNUR, PYPHY	Ph.D.Nursing, Ph.D Physiology	2	2	100%
Feb-20	PYBIO	Ph.D.Biochemistry	1	1	100%
Jun-20	MDPAT, MDCOM, MDGME, MDANA, MDDVL, MDPAE, MDRAD, MSGSU, MSOBG, MSORT, MSENT, MSOPH	Post Graduate Degree-Medical	46	46	100%
Jun-20	DAN, DMR, DCH, DVL, DGO, DOR, DLO	Post Graduate Diploma-Medical	15	15	100%
<b>PG 2019-20</b>		<b>Total</b>	<b>73</b>	<b>72</b>	<b>99%</b>

## Annual Report of Pass percentage of final year students for the year 2019-20

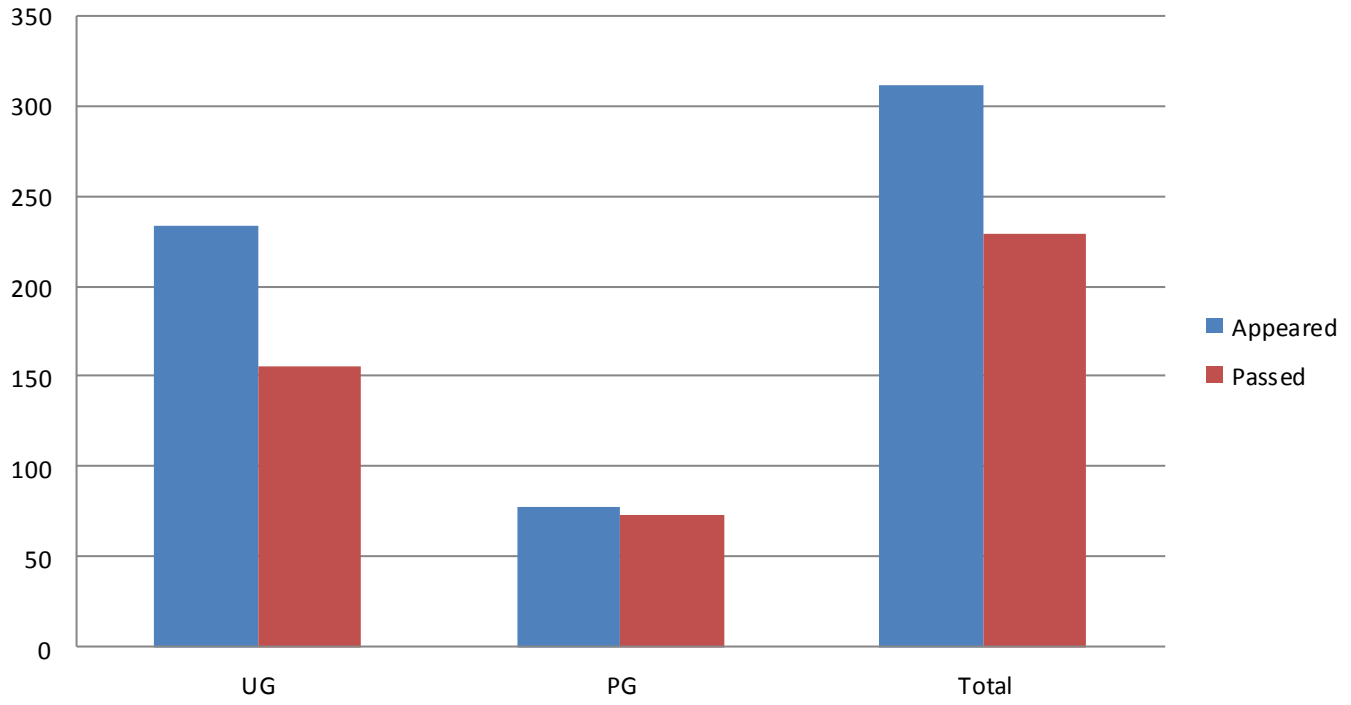


2019-20	UG	PG	Total
Appeared	308	73	381
Passed	234	72	306

## Annual Report of Pass percentage of final year students in the year of 2018-19

Year	Programme Code	Programme Name	Number of students appeared in the final year examination (UG + PG)	Number of students who passed in final year examination (UG + PG)	Pass %
July - 2018	MBBS	Bachelor of Medicine and Bachelor of Surgery	58	33	57%
Sep/Oct 2018	MLT, OTT, OPH, IMT, RDT	B.Sc. Allied Health Sciences	63	44	70%
January - 2019	MBBS	Bachelor of Medicine and Bachelor of Surgery	113	79	70%
<b>UG 2018-19</b>		<b>Total</b>	<b>234</b>	<b>156</b>	<b>67%</b>
Nov-18	MDPAT, MDPAE, MSOBG, MSORT	Post Graduate Degree -Medical	4	3	75%
Nov-18	DCH, DVL	Post Graduate Diploma-Medical	2	2	100%
July-2018	FHN	Fellowship Head and Neck Surgical Oncology	2	2	100%
Nov-18	PYBIO	Ph.D. Biochemistry	1	1	100%
Mar-19	PYAHS	Ph.D. Cell Biology	1	1	100%
May-19	MDPAT, MDCOM, MDGME, MDANA, MDDVL, MDPAE, MDRAD, MSGSU, MSOBG, MSORT, MSENT, MSOPH	Post Graduate Degree-Medical	50	46	92%
May-19	DAN, DMR, DCH, DVL, DGO, DOR, DOP, DLO	Post Graduate Diploma-Medical	15	15	100%
July/Aug-19	MSML, MSMH	M.Sc. MLT & MBHG	3	3	100%
<b>PG 2018-19</b>		<b>Total</b>	<b>78</b>	<b>73</b>	<b>94%</b>

## Annual Report of Pass percentage of final year students for the year 2018-19

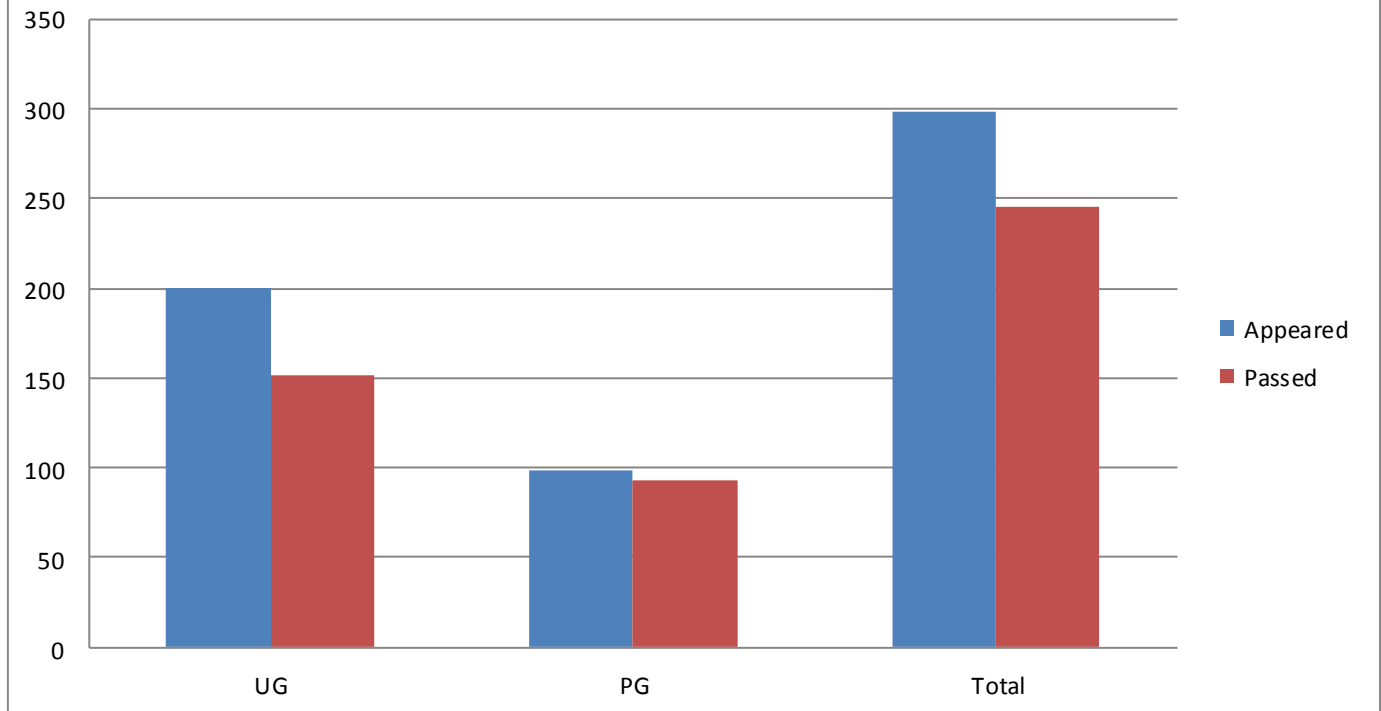


<b>2018-19</b>	<b>UG</b>	<b>PG</b>	<b>Total</b>
Appeared	234	78	312
Passed	156	73	229

## Annual Report of Pass percentage of final year students in the year of 2017-18

Year	Programme Code	Programme Name	Number of students appeared in the final year examination (UG + PG)	Number of students who passed in final year examination (UG + PG)	Pass %
July - 2017	MBBS	Bachler of Medicine and Bachler of Surgery	52	28	54%
August 2017	MLT, OTT, OPH, IMT, RDT	B.Sc. Allied Health Sciences	32	32	100%
January - 2018	MBBS	Bachler of Medicine and Bachler of Surgery	116	92	79%
<b>UG 2017-18</b>		<b>Total</b>	<b>200</b>	<b>152</b>	<b>76%</b>
Nov-17	MDCOM, MDGME, MDPAE, MSORT	Post Graduate Degree-Medical	7	5	71%
Nov-17	DGO	Post Graduate Diploma-Medical	2	2	100%
July 17	MSML,MSMH,MSHL	M.Sc.MLT,MSMH,MSHL	7	7	100%
July-2017	PGDYP	POST GRADUATE PGDYP	4	4	100%
Mar, Aug & Dec-17	PYBIO	PhD Biochemistry	3	3	100%
Feb-18	PhD AHS	Ph.D.Cell Biology	1	1	100%
May-18	MDPAT, MDCOM, MDGME, MDANA, MDDVL,MDPAE, MDRAD, MSGSU, MSOBG, MSORT, MSENT, MSOPH	Post Graduate Degree-Medical	54	51	95%
May-18	DAN, DMR, DCH, DVL, DGO, DOR,DOP, DLO	Post Graduate Diploma-Medical	18	16	89%
Sep/Oct-18	MSML	M.Sc.MLT	2	2	100%
<b>PG 2017-18</b>		<b>Total</b>	<b>99</b>	<b>93</b>	<b>94%</b>

## Annual Report of Pass percentage of final year students for the year 2017-18



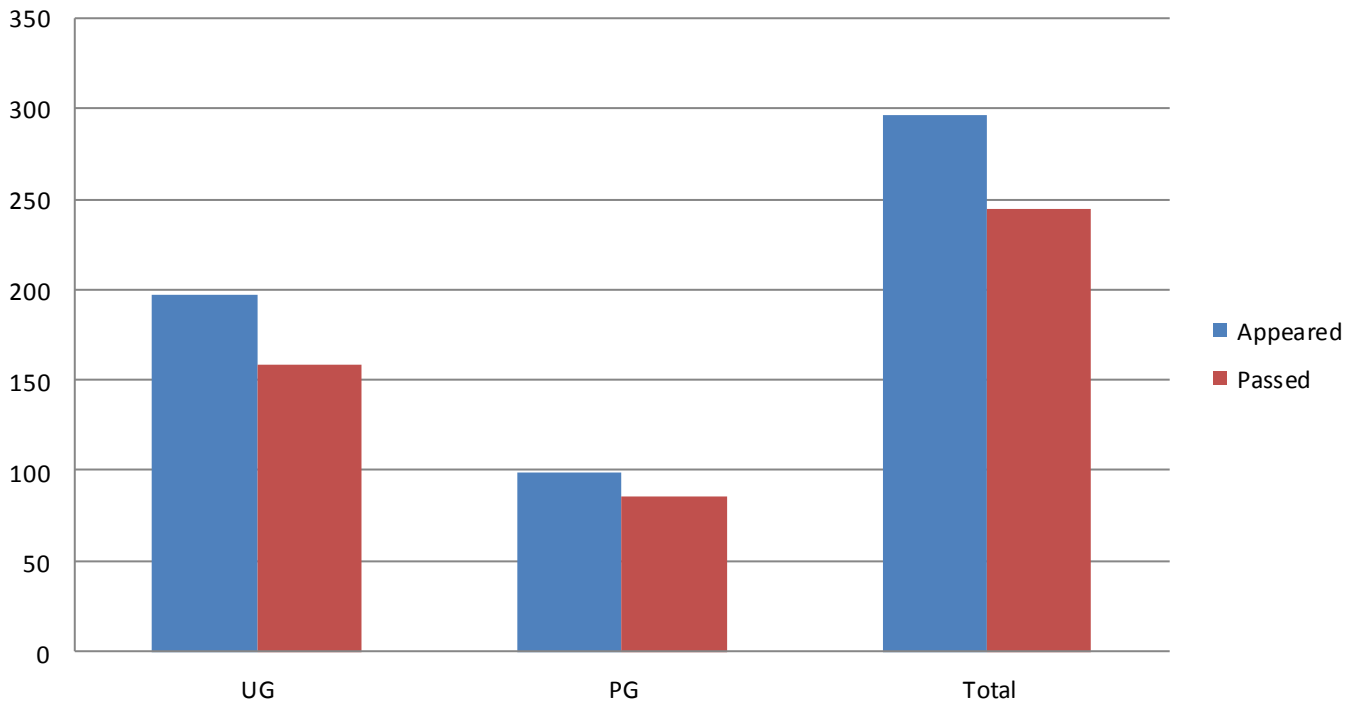
2017-18	UG	PG	Total
Appeared	200	99	299
Passed	152	93	245

## Annual Report of Pass percentage of final year students in the year of 2016-17

Year	Programme Code	Programme Name	Number of students appeared in the final year examination (UG + PG)	Number of students who passed in final year examination (UG + PG)	Pass %
July - 2016	MBBS	Bachelor of Medicine and Bachelor of Surgery	41	30	73%
October 2016	MLT, OTT, OPH, IMT	B.Sc. Allied Health Sciences	24	24	100%
January - 2017	MBBS	Bachelor of Medicine and Bachelor of Surgery	132	105	80%
<b>UG 2016-17</b>		<b>Total</b>	<b>197</b>	<b>159</b>	<b>81%</b>
Nov-16	MDPAE, MDRAD, MSORT, MSGSU	Post Graduate Degree-Medical	9	6	67%
Nov-16	DOR	Post Graduate Diploma-Medical	2	2	100%
July - 2016	MSMH	M.Sc. MSMH	4	4	100%
June-2016	FHN	Fellowship Head and Neck	4	4	100%
March/Dec-16	MPL	M.Phil.AHS	2	2	100%
August-16	PYBIO	PhD Biochemistry	1	1	100%
May-17	MDPAT, MDPHA, MDMIC, MDCOM, MDFM MDG-ME, MDANA, MDDVL, MDPAE, MDRAD, MSGSU, MSOBG, MSORT, MSENT, MSOPH	Post Graduate Degree-Medical	58	50	86%
May-17	DAN, DMR, DCH, DVL, DGO, DOR, DOP, DLO	Post Graduate Diploma-Medical	19	17	89%
<b>PG 2016-17</b>		<b>Total</b>	<b>99</b>	<b>86</b>	<b>87%</b>



## Annual Report of Pass percentage of final year students for the year 2016-17

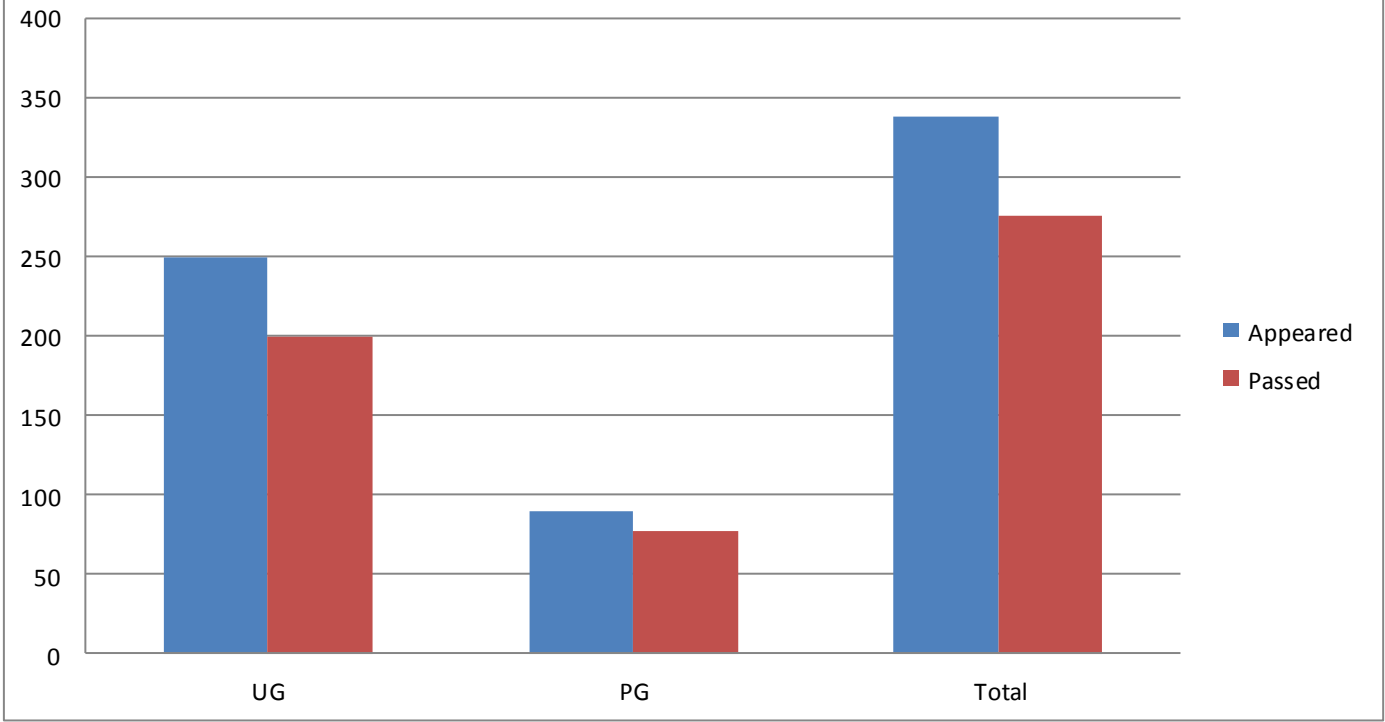


2016-17	UG	PG	Total
Appeared	197	99	296
Passed	159	86	245

## Annual Report of Pass percentage of final year students in the year of 2015-16

Year	Programme Code	Programme Name	Number of students appeared in the final year examination (UG + PG)	Number of students who passed in final year examination (UG + PG)	Pass %
July-2015	MBBS	Bachler of Medicine and Bachler of Surgery	83	57	68.7
Nov-15	MLT, OTT	B.Sc. Allied Health Sciences	8	7	87.5
January - 2016	MBBS	Bachler of Medicine and Bachler of Surgery	158	135	85%
<b>UG 2015-16</b>		<b>Total</b>	<b>249</b>	<b>199</b>	<b>80%</b>
Nov. 2015	MDPAT, MDGME, MDPAE, MSORT, MSOBG	Post Graduate Degree-Medical	8	7	94
Aug-15	PGDGT, PGDYP	Post Graduate Diploma-AHS	4	4	100
May-16	MDPAT, MDPHA, MDCOM, MDG-ME, MDANA, MDDVL, MDPAE, MDRAD, MSGSU, MSOBG, MSORT, MSENT, MSOPH	Post Graduate Degree-Medical	55	46	84%
May - 16	DAN, DMR, DCH, DVL, DGO, DOR, DOP, DLO	Post Graduate Diploma-Medical	18	16	89%
Oct-2016	MPH	MPH	4	4	100%
<b>PG 2015-16</b>		<b>Total</b>	<b>89</b>	<b>77</b>	<b>87%</b>

## Annual Report of Pass percentage of final year students for the year 2015-16



2015-16	UG	PG	Total
Appeared	249	89	338
Passed	199	77	276

**Incremental performance in Pass percentage of final year students in the last five years 2016-20**

<b>Year</b>	<b>Programme Name</b>	<b>Number of students appeared in the final year examination (UG + PG)</b>	<b>Number of students who passed in final year examination (UG + PG)</b>	<b>Pass Percentage</b>
<b>2019-20</b>	<b>UG</b>	308	234	76
	<b>PG</b>	73	72	99
	<b>Total</b>	<b>381</b>	<b>306</b>	<b>80</b>
<b>2018-19</b>	<b>UG</b>	234	156	68
	<b>PG</b>	78	73	94
	<b>Total</b>	<b>312</b>	<b>229</b>	<b>74</b>
<b>2017-18</b>	<b>UG</b>	200	152	76
	<b>PG</b>	99	93	94
	<b>Total</b>	<b>299</b>	<b>245</b>	<b>82</b>
<b>2016-17</b>	<b>UG</b>	197	159	81
	<b>PG</b>	99	86	87
	<b>Total</b>	<b>296</b>	<b>245</b>	<b>83</b>
<b>2015-16</b>	<b>UG</b>	249	199	80
	<b>PG</b>	89	77	87
	<b>Total</b>	<b>338</b>	<b>276</b>	<b>82</b>

## Sri Devaraj Urs Academy of Higher Education and Research

### Results Analysis Charts for 2016 to 2020

#### 2.6.2 Incremental performance in Pass percentage of final year students in the last five years (Period from July 2015 to June 2020)

Year		2019-20	2018-19	2017-18	2016-17	2015-16
Number of final year student who passed in the Examinations	UG	234	156	152	159	199
	PG	72	73	93	86	77
<b>Total Passed</b>		<b>306</b>	<b>229</b>	<b>245</b>	<b>245</b>	<b>276</b>
Number of final year student who appeared in the examinations	UG	308	234	200	197	249
	PG	73	78	99	99	89
<b>Total Appeared</b>		<b>381</b>	<b>312</b>	<b>299</b>	<b>296</b>	<b>338</b>
<b>Percentage/Year</b>		<b>80</b>	<b>74</b>	<b>82</b>	<b>83</b>	<b>82</b>

**Total Percentage - 80**

**Incremental Percentage - 80.2**

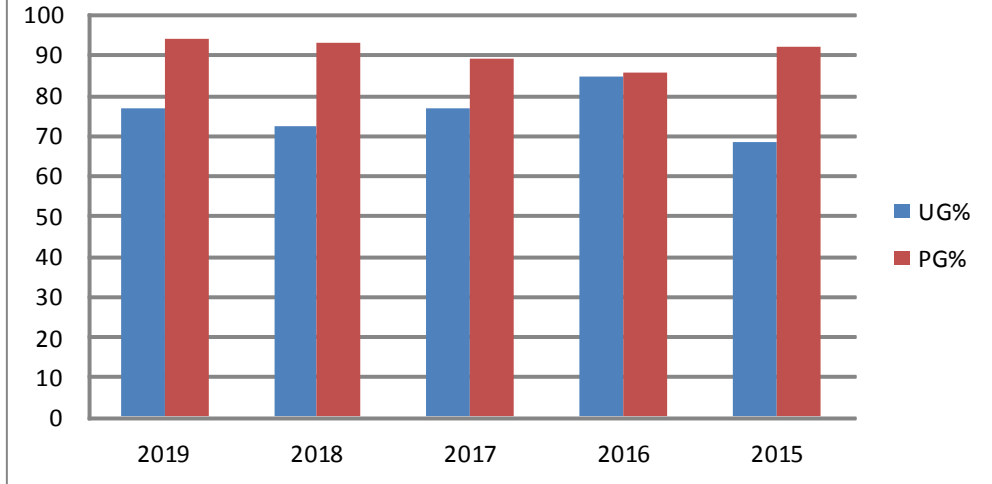
**Incremental performance in Pass percentage of final year students in the last five years 2015-20**

<b>Year</b>	<b>Programme Name</b>	<b>Number of students appeared in the final year examination (UG + PG)</b>	<b>Number of students who passed in final year examination (UG + PG)</b>	<b>Pass Percentage</b>
2019-20	Total	381	306	80
2018-19	Total	312	229	74
2017-18	Total	299	245	82
2016-17	Total	296	245	83
2015-16	Total	338	276	82
<b>2015-20</b>	<b>Total</b>	<b>1626</b>	<b>1301</b>	<b>80</b>

Total Percentage for last five years                      **80**

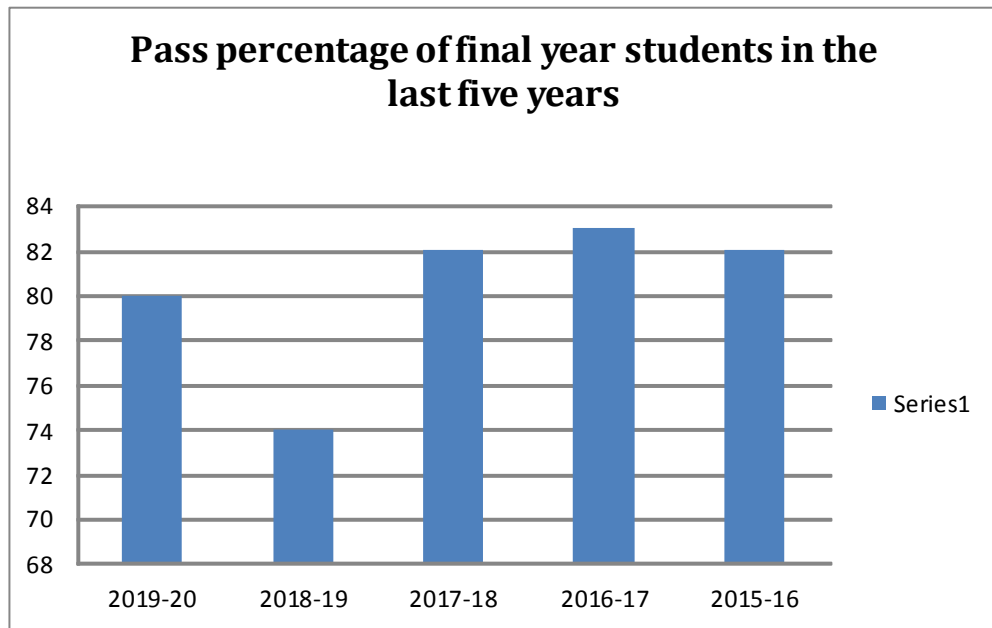
Incremental Percentage for last five years                      **81**

### Incremental performance in Pass percentage of final year students in the last five years



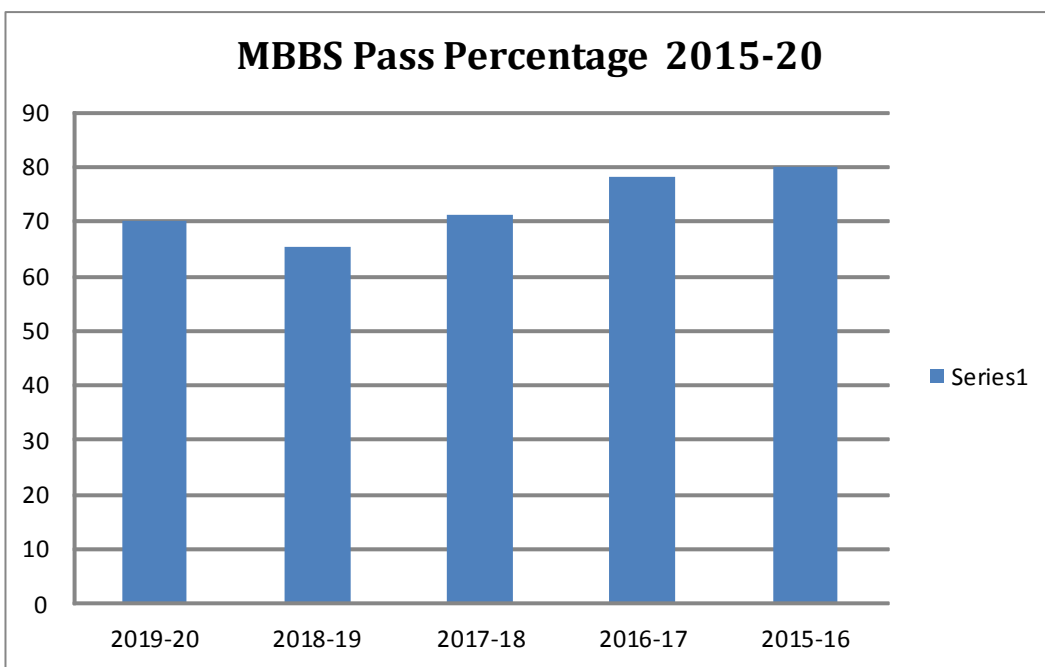
Year	2019-20	2018-19	2017-18	2016-17	2015-16
UG%	81	68	76	81	80
PG%	99	94	94	87	87

### Pass percentage of final year students in the last five years



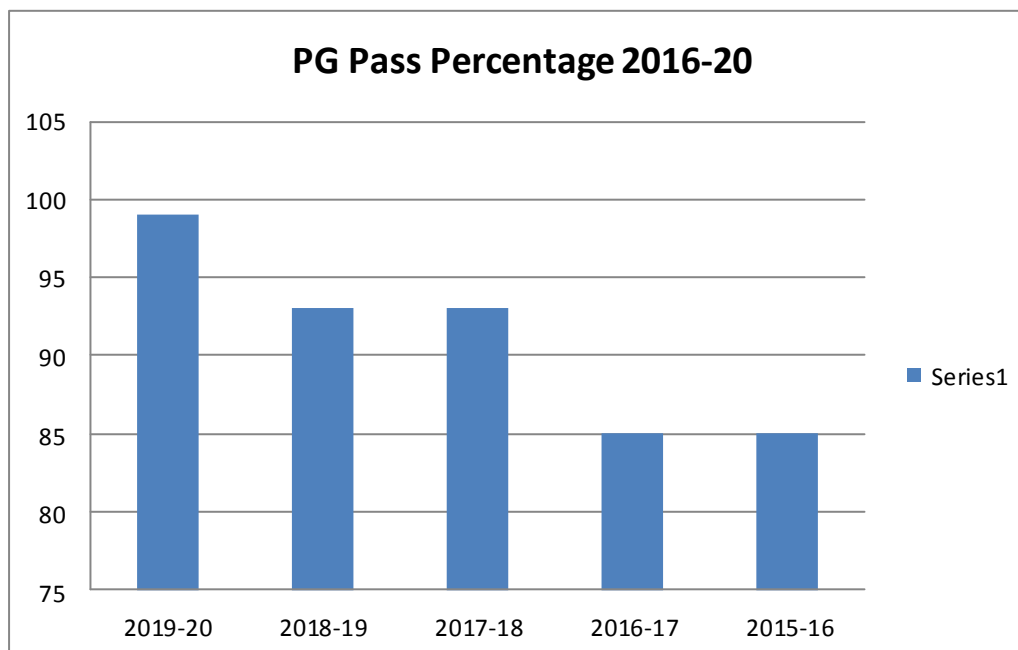
2019-20	2018-19	2017-18	2016-17	2015-16
80	74	82	83	82

### MBBS Pass Percentage 2015-20



2019-20	2018-19	2017-18	2016-17	2015-16
70	65	71	78	80

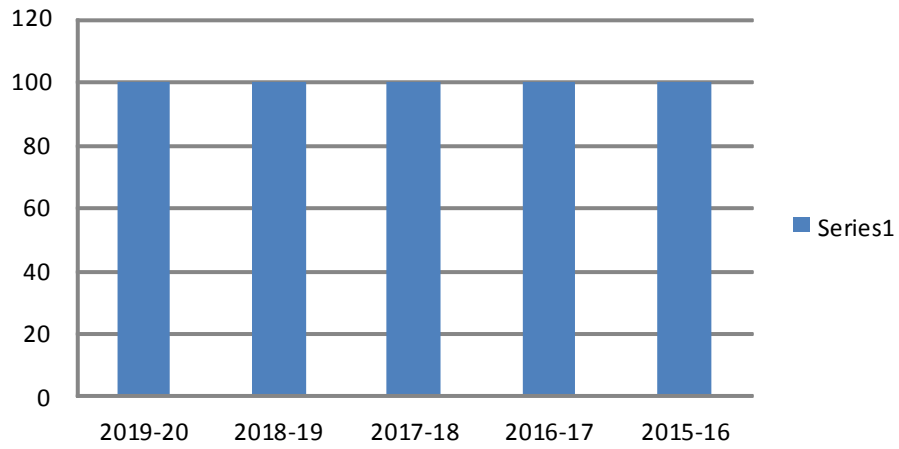
### PG Pass Percentage 2016-20



2019-20	2018-19	2017-18	2016-17	2015-16
99	93	93	85	85



### MSc Allied Health Sciences pass Percentage 2015-20

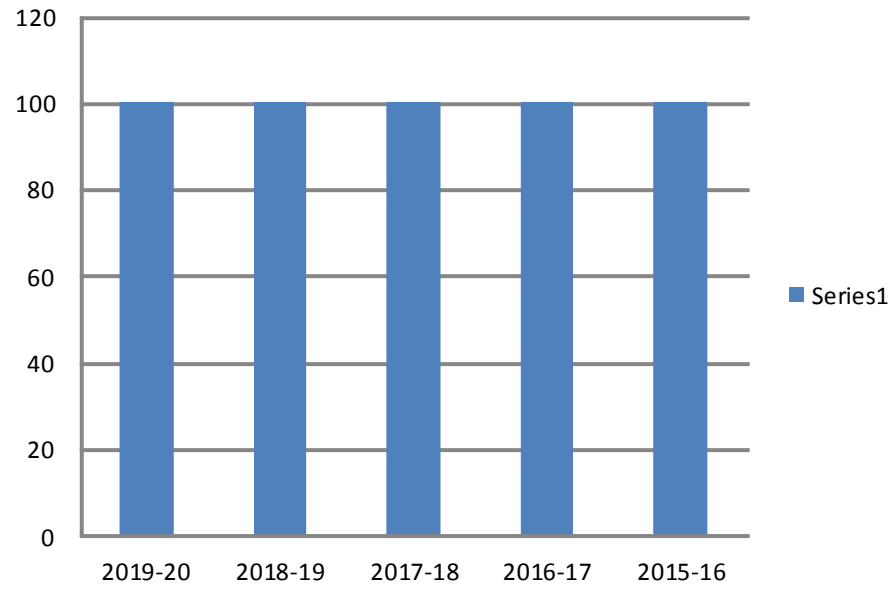


---

2019-20	2018-19	2017-18	2016-17	2015-16
100	100	100	100	100

---

### PhD pass Percentage 2015-20

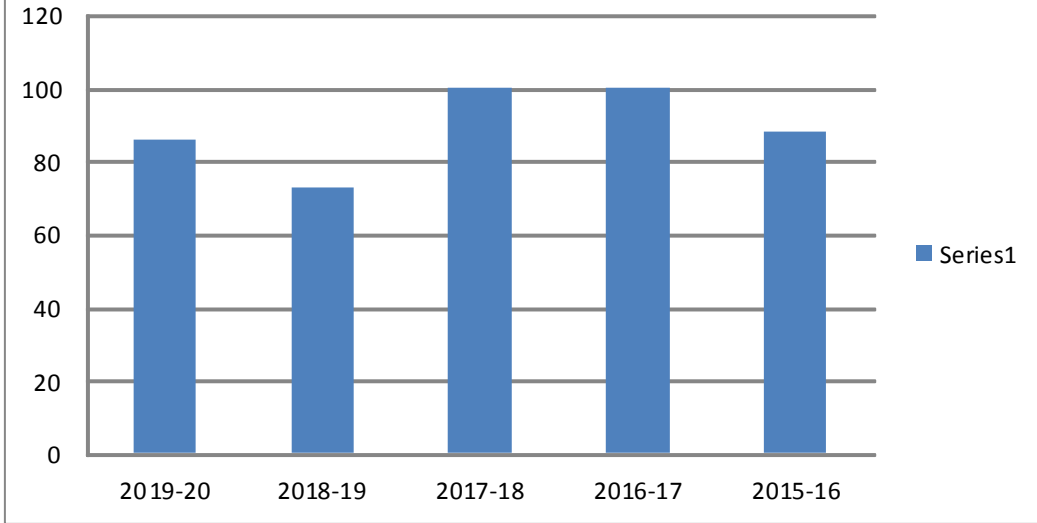


---

2019-20	2018-19	2017-18	2016-17	2015-16
100	100	100	100	100

---

## BSc Allied Health Sciences pass Percentage 2015-20



2019-20	2018-19	2017-18	2016-17	2015-16
86	73	100	100	88

MUNINARA  
YANA C

Digitally signed by  
MUNINARAYANA C  
Date: 2020.12.01  
15:43:04 +05'30'

**Controller of Examinations**  
Sri Devaraj Urs Academy of Higher  
Education and Research