



# KARNATAKA STATE UNIVERSITIES RATING FRAMEWORK



DETAILED PERFORMANCE & ANALYTICAL  
REPORT 2016



SRI DEVARAJ URS ACADEMY OF HIGHER  
EDUCATION AND RESEARCH

# CONTENTS

Introduction	3
Comprehensive Star Ratings	4
Official Certificate	5
KSURF Framework	6
Definition	7
Overall Summary	8
Detailed Summary by Parameter	9
Overall Review	10
Research Excellence	11
Innovation	12
Teaching Excellence & Employability	13
Infrastructure	14
Inclusiveness & Social impact	15
Comprehensive Research Analysis	16
Comprehensive Score Card	17-18
Branding	19

## INTRODUCTION

The Karnataka State Higher Education Council (KSHEC), Department of Higher Education, Government of Karnataka and 'ICARE Ratings', the Research & Analytics Division of the Indian Centre for Academic Rankings & Excellence are pleased to jointly present the inaugural edition of the Karnataka State Universities Rating Framework (KSURF), a comprehensive unbiased, transparent and ethical assessment of all the State, Private & Deemed Universities in the State of Karnataka. Inaugurated at the hands of Shri Basavaraj Rayaraddi, Hon'ble Minister for Higher Education, KSURF is the first amongst all the States to undertake a detailed audit & evaluation of all its universities – an effort similar to the Central Government's National Institutional Ranking Framework (NIRF) under the auspices of the Ministry of Human Resource Development (MHRD).

In line with Prime Minister's vision of creating world-class universities in India, Government of Karnataka, through KSURF, aims to assess and identify the strengths and weaknesses of the universities in the State, and help them improve on their deficiencies. An annual exercise, the Higher Education Council will continue to rate universities under regionally-relevant yet globally-flavored parameters such as Research Excellence, Innovation, Teaching Excellence, Employability, Infrastructure and Inclusiveness & Social Impact. The framework consists of 5 broad parameters and 27 indicators.

For an unbiased and accurate assessment, universities are divided into four categories based on their year of inception and type – New University (0-5 years), Young University (5-10 years), Established University (10+ years) and Specialist University (specializes in ONE core discipline such as Music, Agriculture, Horticulture, Folklore, Kannada Language, etc.)

At the end of the audit process, universities are awarded Stars for their overall performance and within 5 different parameters, where 5 Star stands for Excellent & Top Rated University, 4 Stars for Very Good University with Potential to Grow Higher, 3 Star for Good Quality University; 2 Stars for Average Quality and 1 Star for universities that needs improvement and immediate intervention by the Government.

Unlike several indigenous and global rankings that usually provide universities with a single number or score with very little data on performance, KSURF, for the first time, is providing each University a detailed & exhaustive analytical report that senior leaders can use to draw up strategic plans to build on areas of strength and improve weak areas with an aim to achieve excellence regionally, nationally & globally.

The larger intention of the KSURF Ratings is to serve as a tool that empowers students to make more informed choices about the study options available to them. Besides, it will provide the State Government a valuable tool to promote higher standards and encourage long-term strategies for social and economic development in the Indian higher education sector.



Prof. Dr SA KORI  
Executive Director  
Karnataka State Higher Education Council



Dr Karthick Sridhar  
Convener  
ICARE Ratings



Shri SV Ranganath IAS (Retd.)  
Vice Chairman  
Karnataka State Higher Education Council

# COMPREHENSIVE STAR RATINGS

Sr. No.	Name of University	Score (Out of 1000)	Stars (Out of 5)
<b>ESTABLISHED UNIVERSITIES (10+ Years)</b>			
1	Manipal Academy of Higher Education, Manipal	737	★★★★★
2	Gulbarga University, Gulbarga	557	★★★☆☆
3	Karnatak University	545	★★★☆☆
4	K.L.E. Academy of Higher Education and Research, Belagavi	535	★★★☆☆
5	University of Mysore, Mysore	518	★★★☆☆
6	Bangalore University, Bangalore	493	★★★☆☆
7	Visvesvaraya Technological University, Belagavi	488	★★★☆☆
8	Tumkur University, Tumkur	446	★★★☆☆
9	Mangalore University, Mangalore	428	★★★☆☆
10	Kuvempu University	366	★★☆☆☆
<b>YOUNG UNIVERSITIES (5-10 Years)</b>			
11	Jagadguru Sri Shivarathreeswara University, Mysore	711	★★★★★
12	Jain University, Bangalore	661	★★★★★
13	Yenepoya University, Mangalore	585	★★★☆☆
14	NITTE University, Mangalore	554	★★★☆☆
15	Christ University, Bangalore	547	★★★☆☆
16	Sri Devraj Urs Academy of Higher Education and Research, Kolar	472	★★★☆☆
17	BLDE University, Bijapur	464	★★★☆☆
18	Vijayanagara Sri Krishnadevaraya University, Bellary	462	★★★☆☆
19	Sri Siddhartha Academy of Higher Education, Tumkur	414	★★★☆☆
20	Rani Channamma University, Belagavi	280	★★☆☆☆
21	Davanagere University, Davangere	279	★★☆☆☆
<b>NEW UNIVERSITIES (&lt;5 Years)</b>			
22	PES University, Bangalore	617	★★★★★
23	M.S Ramaiah University of Applied Sciences, Bangalore	603	★★★★★
24	Reva University, Bangalore	574	★★★☆☆
25	Dayananda Sagar University, Bangalore	464	★★★☆☆
26	KLE Technological University, Hubballi	437	★★★☆☆
27	Presidency University, Bangalore	322	★★☆☆☆
28	Rai Technology University, Bangalore	305	★★☆☆☆
<b>SPECIALIST UNIVERSITIES</b>			
29	University of Agricultural Sciences, Dharwad	779	★★★★★
30	Karnataka Veterinary, Animal & Fisheries Sciences University, Bidar	656	★★★★★
31	University of Agricultural Sciences, Bangalore	634	★★★★★
32	Swami Vivekananda Yoga Anusandhana Samsthana, Bangalore	580	★★★☆☆
33	Karnataka State Law University, Hubli	473	★★★☆☆
34	Karnataka State Women's University, Bijapur	460	★★★☆☆
35	University of Horticultural Sciences, Bagalkot	445	★★★☆☆
36	Kannada University, Hampi	440	★★★☆☆
37	Karnataka State G.H Music & Performing Arts University, Mysore	338	★★☆☆☆
38	Karnataka Samskrit University, Bangalore	321	★★☆☆☆
39	Karnataka State Open University, Mysuru	301	★★☆☆☆
40	Karnataka Folklore University, Gotagodi	289	★★☆☆☆

# OFFICIAL CERTIFICATE



The Executive Committee of the **Karnataka State Higher Education Council, Department of Higher Education, Government of Karnataka** on the recommendation of the duly appointed agency **ICARE RATINGS** has rated

*Sri Devraj Urs Academy of Higher Education and Research*



as a three star institution with a Score of 472 out of 1000 in the category of **YOUNG University** on the basis of comprehensive performance metrics as set out in the **Karnataka State Universities Rating Framework (KSURF)** on the 31st of March 2017.

PARAMETER	STAR RATINGS
RESEARCH EXCELLENCE	☆☆
INNOVATION	☆☆
TEACHING EXCELLENCE	☆☆☆
INFRASTRUCTURE	☆☆☆☆☆
INCLUSIVENESS AND SOCIAL IMPACT	☆☆☆☆



Prof. Dr. SA KORI  
Executive Director  
Karnataka State Higher Education Council



Dr. Karthick Sridhar  
Convener  
ICARE Ratings



Shri SV Ranganath IAS (Retd.)  
Vice Chairman  
Karnataka State Higher Education Council

VALID UPTO 30TH MARCH 2018

# KSURF FRAMEWORK

Pillar	Parameter	Indicator
Knowledge Creation	Research Excellence	Publications per Faculty
		Citations Per Publication
		Improvement in Research Productivity
		H-Index
	Innovation	Patents applied
		Patents granted
		Spin off companies
		Industrial Research MOU
Knowledge Dissemination	Teaching Excellence & Employability	Faculty Student Ratio
		Faculty with PhD
		Accreditation
		International MOU
		Academic Reputation Survey
		Average Faculty Experience
		MOOC's / Online Education Availability
		Student Satisfaction Survey
		Employer Reputation Survey
		Campus Placement
	Infrastructure	Library
		Laboratory, Equipment and Practical Education
		Sports & Extracurricular Activities
Social Inclusion	Inclusiveness & Social Impact	Inclusion of Socially Under Privileged Student
		Inclusion of Socially Under Privileged Faculty
		Social and Development Responsibilities
		Scholarships & Bursaries
		Diversity Domestic
		Diversity International

# DEFINITIONS

## RESEARCH EXCELLENCE

### Publications per Faculty

Research papers (Scopus, Web of Science, Indian Citation Index, IEEE, PubMed and Google Scholar) per faculty member in the last 5 years

### Citations per Publication

Citations per publications (Scopus, Web of Science, Indian Citation Index, IEEE and Google Scholar) in the last 5 years.

### Improvement in Research Productivity

Average Percentage Increase of Papers in the last 5 years (estimated on pro-rata basis)

### H-Index

Index measuring the productivity and citation impact of university publications

## INNOVATION

### Patents Filed:

Number of Patents Filed in the last 5 years as per Indian Patent Office and PatBase

### Patents Granted:

Number of patents granted in the past 5 years

### Spin off companies:

Companies either Incubated in the Campus OR started by the Students / Alumni with the help of the University in the last 5 years

### Industrial Research MOU:

MOUs with the Industry which would ideally result in Joint Research

## TEACHING EXCELLENCE

### Faculty Student Ratio:

The ratio of faculty to students

### Faculty with PhD:

Proportion of faculty with PhD

### Accreditation:

Institution/Programs accredited by internationally or domestically recognized and applicable standards

### International MOU's:

MOUs with Universities outside the country. Implies Internationalization & Diversity of the Institution

### Academic Reputation Survey:

Number of academic references satisfied with their university association

### Faculty Experience:

A combination of Industry & Teaching Experience of faculty in the university

### Online Education Availability:

Availability of online tools such as course material and courses online

### Student Satisfaction Survey :

Number of Student referees endorsing university in targeted student/alumni Survey

### Employer Reputation:

Number of employer referees endorsing university in targeted Employer Survey

### Campus Recruitment:

Percentage of Students employed in organizations or the campus via campus placements in the last year

## INFRASTRUCTURE

### Library:

Average Annual Expenditure over the last 5 years in Purchase of Books, Subscription of Journals, E-Journals etc.

### Laboratory, Equipment and Practical Education:

Average Annual Expenditure over the last 5 years in Creation, Maintenance & Addition of Lab & Lab Equipment

### Sports & Extracurricular Activities:

Average Annual Expenditure over the last 5 years in purchase and maintenance of sports & extra curricular equipment and training as well as organization and execution of events such as sports day, cultural day

## SOCIAL IMPACT

### Inclusion of Socially Under Privileged Student:

Average Percentage of Students from Socially Backward Categories Admitted in the last 5 years

### Inclusion of Socially Under Privileged Faculty:

Average Percentage of Faculty from Socially Backward Categories Admitted in the last 5 years

### Social and Development Responsibilities:

Presence, support and effectiveness of social and developmental program – including promotion of gender, region, environment preservation

### Scholarships & Bursaries:

Financial Support for the Economically Weak & Scholarships for the Academically Qualified | Average Annual Expenditure in 5 years

### Diversity Domestic:

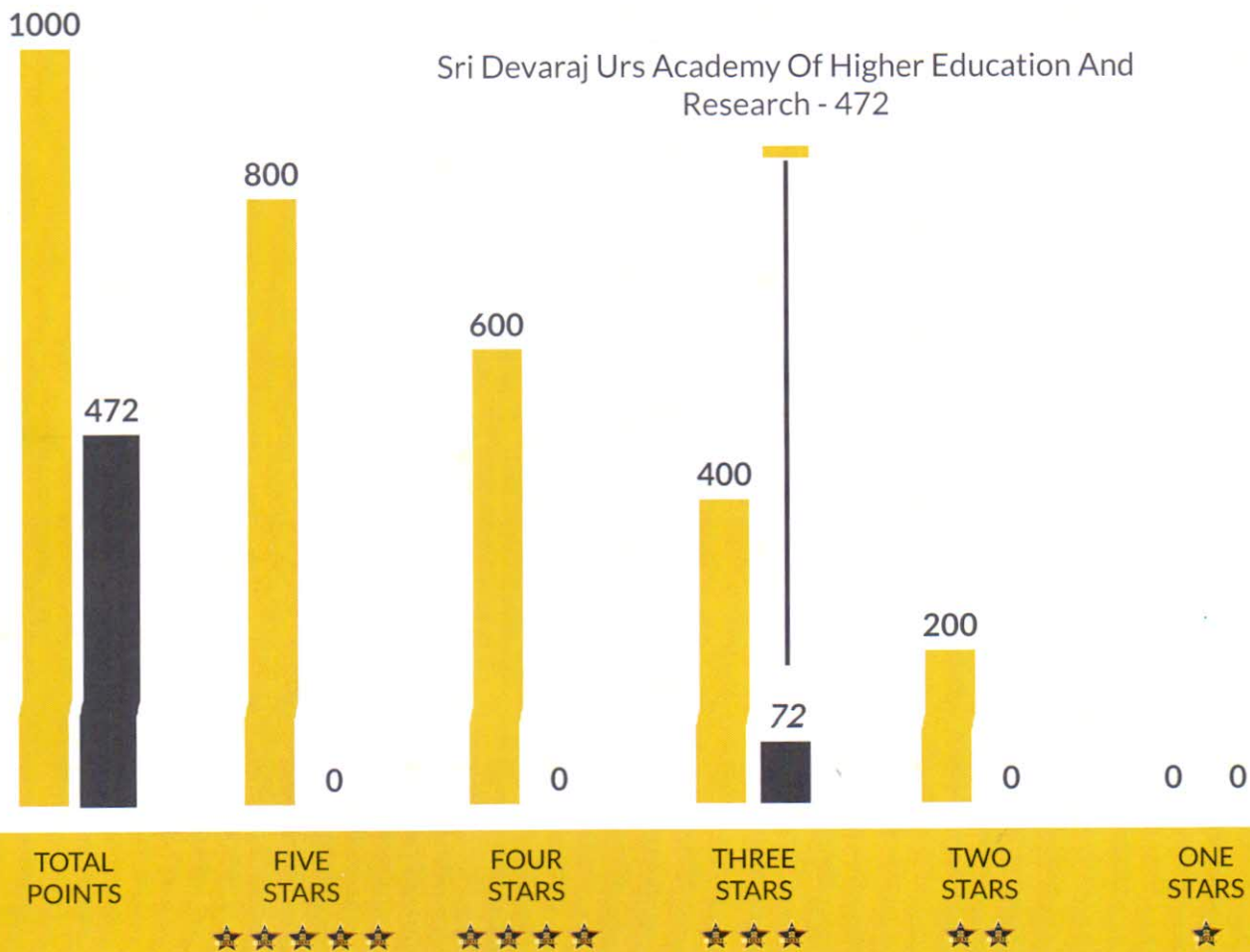
Proportion of students from outside the state

### Diversity International:

Proportion of students from outside the country

# OVERALL SUMMARY

■ POINTS AVAILABLE ■ POINTS AWARDED

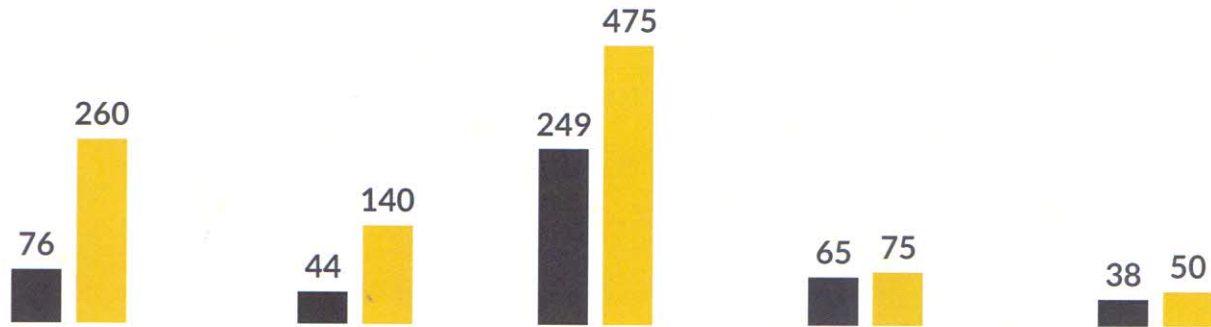


The above chart displays the performance of the university by each parameter. Each bar indicates the score of the university out of the maximum points available. Sri Devaraj URS Academy of Higher Education and Research has obtained 472 points out of a possible thousand to receive 3 stars



# DETAILED SUMMARY BY PARAMETER

■ POINTS AWARDED ■ POINTS AVAILABLE



RESEARCH EXCELLENCE

INNOVATION

TEACHING EXCELLENCE & EMPLOYABILITY

INFRASTRUCTURE

INCLUSIVENESS & SOCIAL IMPACT

CRITERIA

POINTS AWARDED

POINTS AVAILABLE

STAR AWARDED

RESEARCH EXCELLENCE

76

260



INNOVATION

44

140



TEACHING EXCELLENCE

249

475



INFRASTRUCTURE

65

75



INCLUSIVENESS AND SOCIAL IMPACT

38

50



OVERALL

472

1000



The above chart displays the performance of the university by each parameter. Each bar indicates the score of the university out of the maximum points available.

## OVERALL REVIEW

### POSITIVE ATTRIBUTES

#### INFRASTRUCTURE

Library,  
Laboratory,  
Equipment and Practical Education,  
Sports & Extracurricular Activities

#### INCLUSIVENESS AND SOCIAL IMPACT

Inclusion of Socially Under Privileged Student,  
Inclusion of Socially Under Privileged Faculty

### IMPROVEMENT AREAS

#### RESEARCH EXCELLENCE

Publications per Faculty

#### INNOVATION

Patents applied,  
Patents granted,  
Industrial MOU

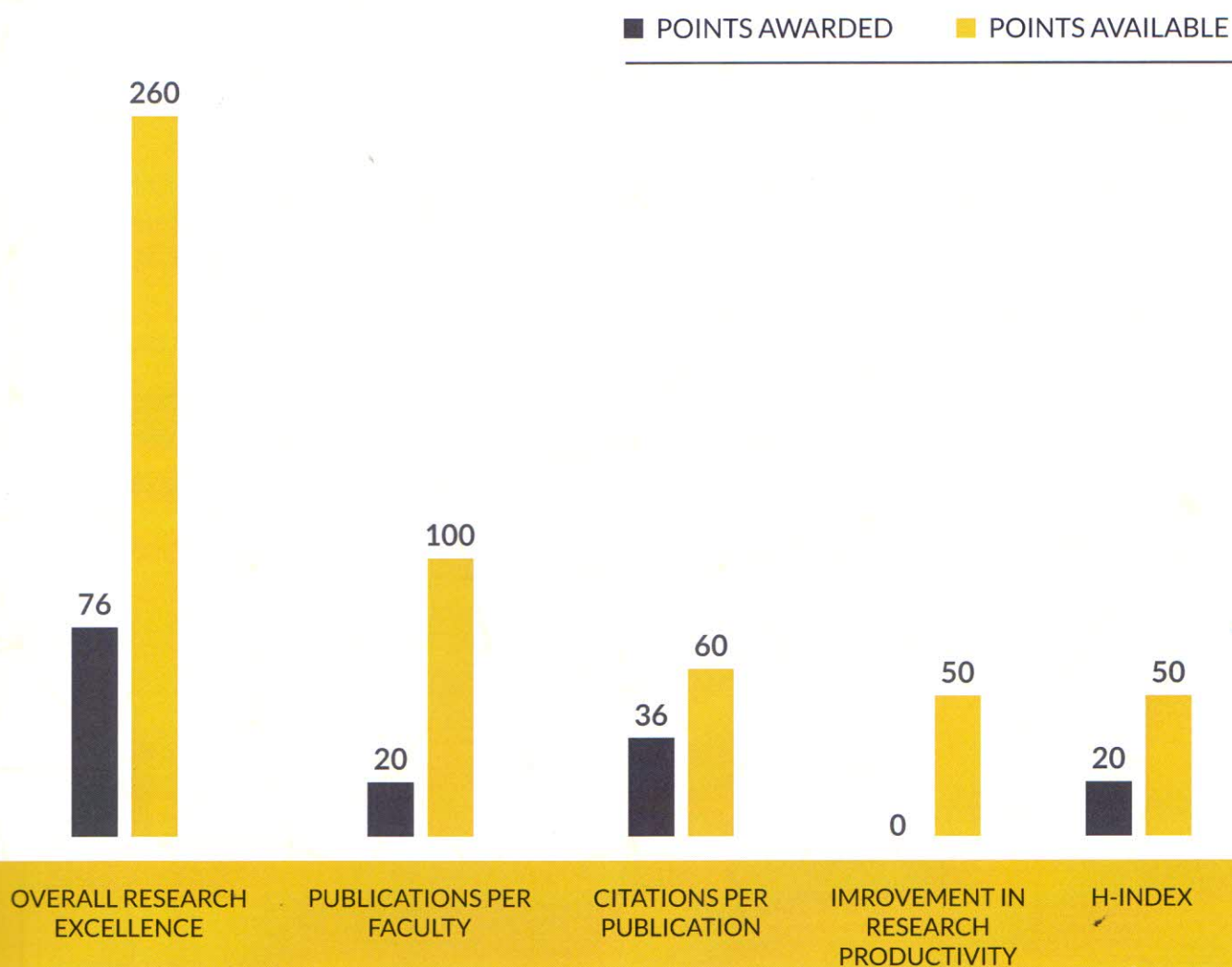
# RESEARCH EXCELLENCE

YOUNG UNIVERSITY



RESEARCH EXCELLENCE

The following section of the report contains the results obtained by Sri Devaraj URS Academy of Higher Education and Research in each category of Research excellence. Indicators considered here include domestic assessments of research quality, productivity (i.e. number of papers published) and growth



The above chart displays the performance of Sri Devaraj URS Academy of Higher Education and Research against the maximum number of points available in each Research indicator. Sri Devaraj URS Academy of Higher Education and Research has not met the minimum threshold in 1 indicator in this category. Overall, Sri Devaraj URS Academy of Higher Education and Research has scored 76 points in this category qualifying it for two stars herein. The aspects with the best potential for further improvement is Publications per faculty.

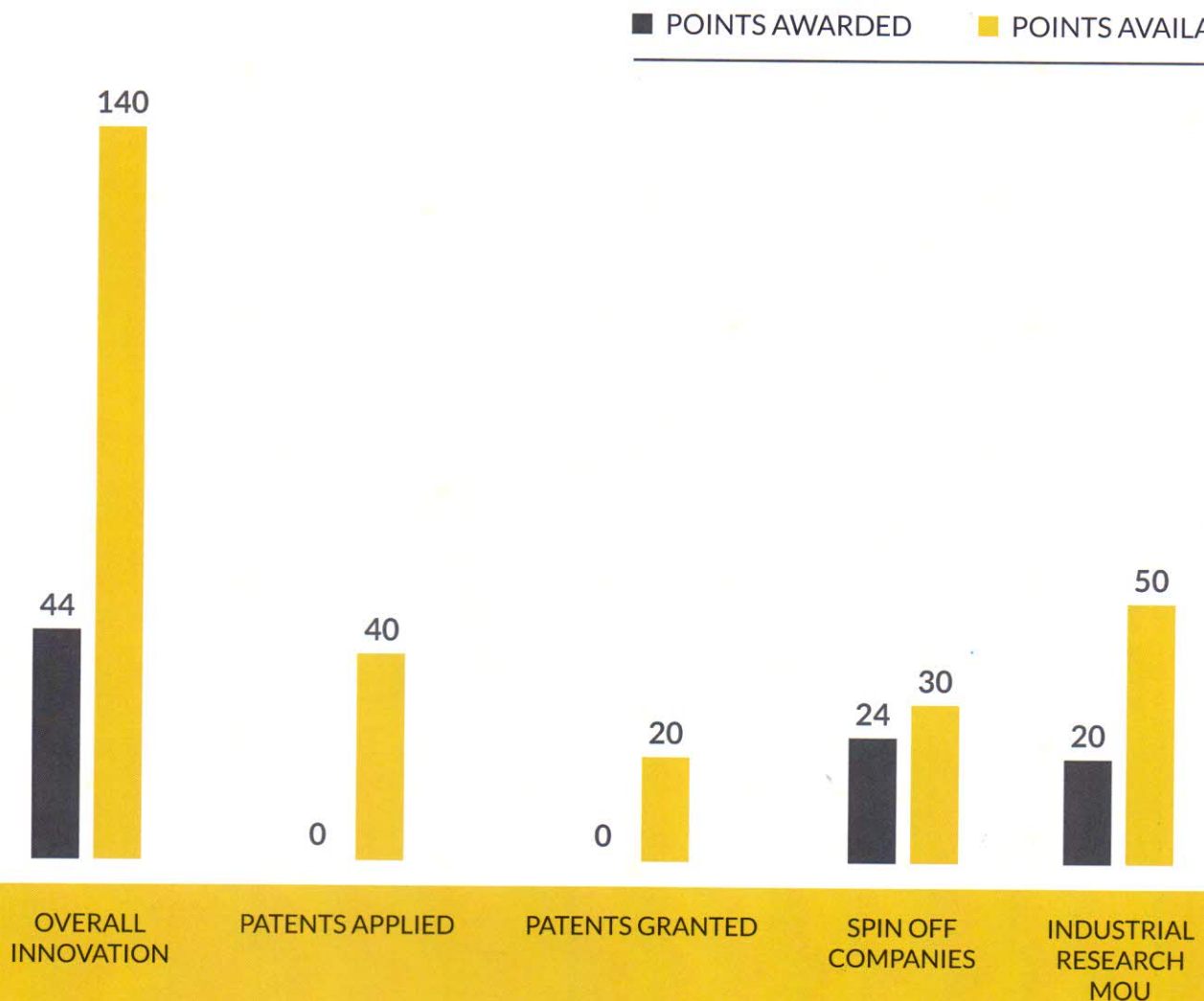
# INNOVATION

YOUNG UNIVERSITY



INNOVATION

The following section of the report contains the results obtained by Sri Devaraj URS Academy of Higher Education and Research in each category of Innovation. Indicators considered here include innovation, patents and of research and development.



The above chart displays the performance of Sri Devaraj URS Academy of Higher Education and Research against the maximum number of points available in each Innovation indicator. Sri Devaraj URS Academy of Higher Education and Research has not met the minimum threshold in 2 indicators in this category. Overall, Sri Devaraj URS Academy of Higher Education and Research has scored 44 points in this category qualifying it for two stars herein. The aspects with the best potential for further improvement are Patents applied, Patents granted and Industrial Research MOU.

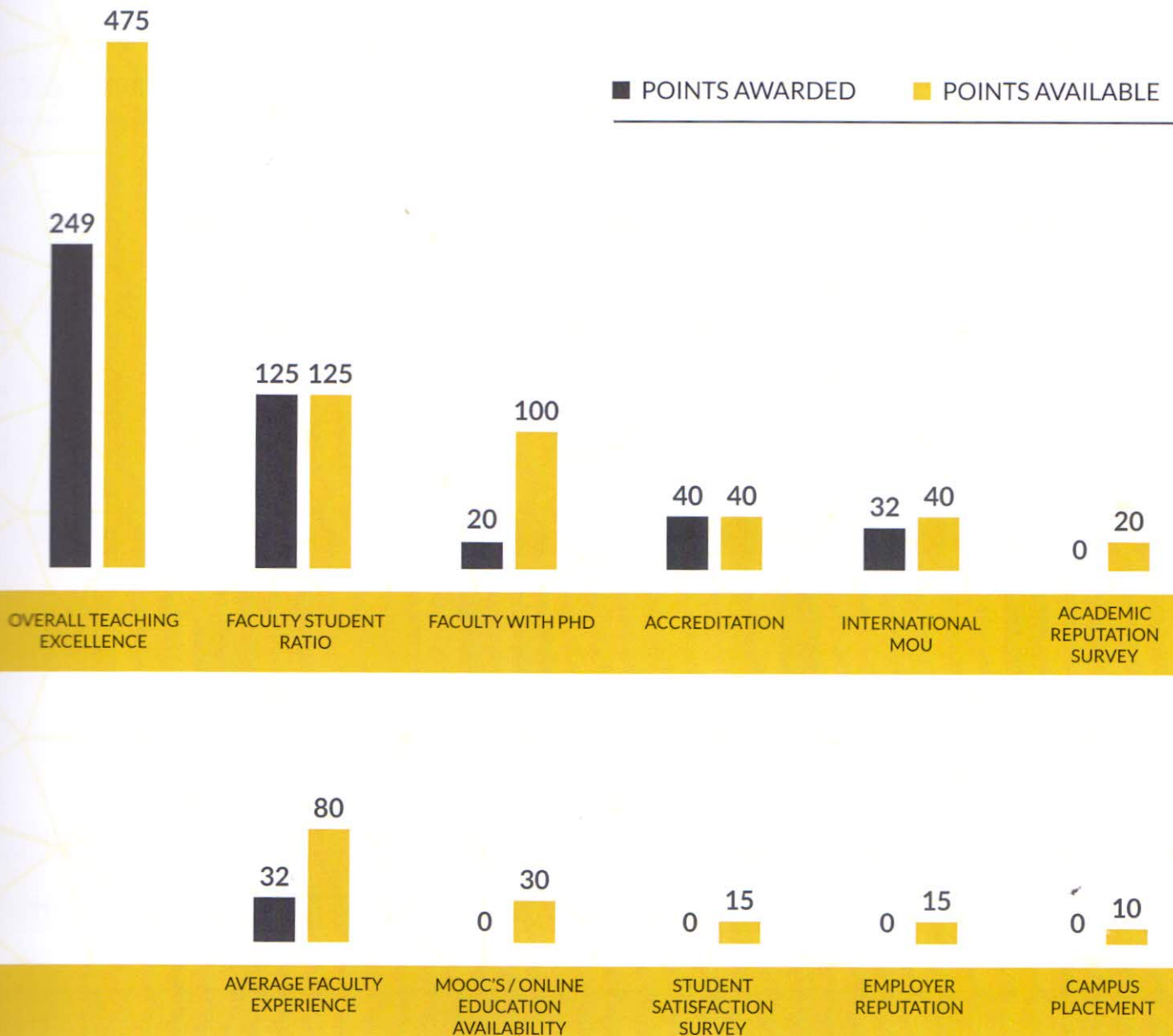
# TEACHING EXCELLENCE & EMPLOYABILITY

YOUNG UNIVERSITY



TEACHING EXCELLENCE

The following section of the report contains the results obtained by Sri Devaraj URS Academy of Higher Education and Research in each category of Teaching excellence & Employability. These criteria feature the key indicators such as quality and quantity of faculty as well as the relationship with key stakeholders (Students, employers, academicians and other universities)



The above chart displays the performance of Sri Devaraj URS Academy of Higher Education and Research against the maximum number of points available in each Teaching excellence & Employability indicator. Sri Devaraj URS Academy of Higher Education and Research has not met the minimum threshold in 5 indicators in this category. Overall, Sri Devaraj URS Academy of Higher Education and Research has scored 249 points in this category qualifying it for three stars herein. The aspects with the best potential for further improvement is Faculty with PhD, Campus Placement and Average Faculty Experience

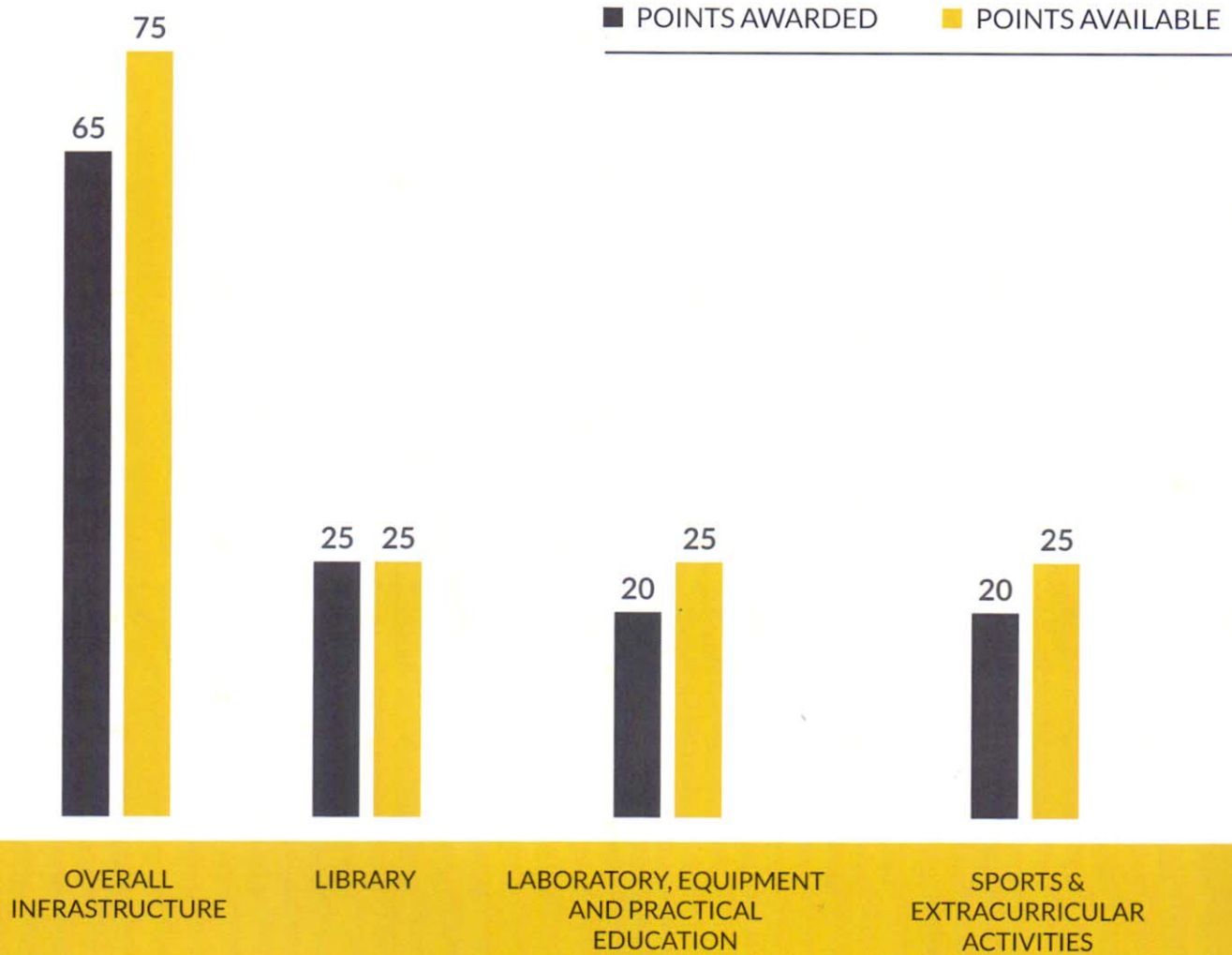
# INFRASTRUCTURE

YOUNG UNIVERSITY



INFRASTRUCTURE

The following section of the report contains the results obtained by Sri Devaraj URS Academy of Higher Education and Research in each category of Infrastructure. Indicators considered here include development, maintenance and growth of facilities for the library, laboratories, and for sports and extra curricular activities.



The above chart displays the performance of Sri Devaraj URS Academy of Higher Education and Research against the maximum number of points available in each Infrastructure indicator. Overall, Sri Devaraj URS Academy of Higher Education and Research has scored 65 points in this category qualifying it for five stars herein.

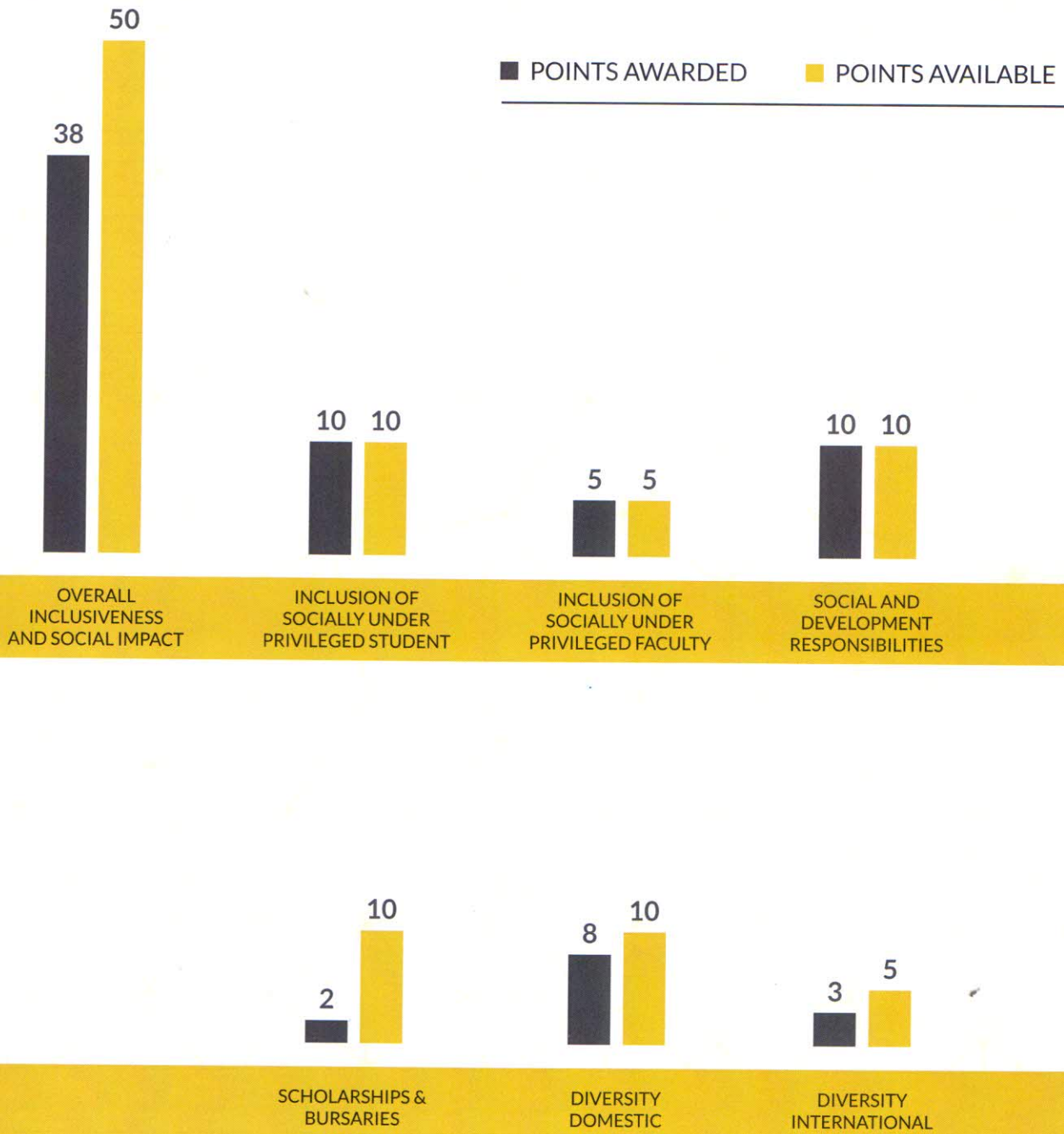
# INCLUSIVENESS AND SOCIAL IMPACT

YOUNG UNIVERSITY



INCLUSIVENESS AND SOCIAL IMPACT

The following section of the report contains the results obtained by Sri Devaraj URS Academy of Higher Education and Research in each category of Inclusiveness and Social Impact. Indicators featured here include social inclusion and national and international diversity.



The above chart displays the performance of Sri Devaraj URS Academy of Higher Education and Research against the maximum number of points available in each Inclusiveness and Social Impact indicator. Overall, Sri Devaraj URS Academy of Higher Education and Research has scored 38 points in this category qualifying it for four stars herein. The aspects with the best potential for further improvement are Scholarships & Bursaries and Diversity International.

# COMPREHENSIVE RESEARCH ANALYSIS

Institute Type	Deemed University						
Established in	2007						
Name Variants Used	AS PROVIDED BY THE UNIVERSITY			ADDITIONAL KEYWORDS USED			
	• Sri Devaraj Urs Academy of Higher Education and Research, Kolar			• Sri Devaraj Urs Univ			
	• Sri Devaraj Urs University, Kolar			• SDUAHER			
	• Sri Devaraj Urs Medical College, Kolar			• SDUMC			
	• Sri R.L. Jalappa Hospital and Research Center, Kolar			• SDU University			
				• SDUU			
				• R. L. Jalappa Hospital			
				• RLJ HOSPITAL			
			• SDU MEDICAL COLLEGE				
			• Sri Devaraj medical College Teaching Hospital				
Year Coverage	2012-2016						
<b>PUBLICATIONS SCORECARD</b>							
DATABASE	SCOPUS	WEB of SCIENCE	ICI	IEEE	PUBMED	GOOGLE SCHOLAR	TOTAL
Records Reviewed	214	101	183	0	250	650	1,398
Duplicates/Irrelevant	3	11	15	0	21	36	86
Results	211	90	168	0	229	614	662
h-Index	14						
<b>CITATIONS SCORECARD</b>							
DATABASE	SCOPUS	WEB of SCIENCE	ICI	IEEE	PUBMED	GOOGLE SCHOLAR	TOTAL
Citations	352	127	43	0	NOT AVAILABLE	1,111	1,633
<b>PATENT SCORECARD</b>							
Patents Published	0						
Patents Granted	0						

NOTE: The summation of the individual database count will not be equal to the total publications as one publication can be Indexed in more than one database.



# COMPREHENSIVE SCORECARD

## OVERALL SUMMARY

AVAILABLE POINTS	1000
FIVE STARS	801 - 1000
FOUR STARS	601 - 800
THREE STARS	401 - 600
TWO STARS	201 - 400
ONE STARS	0 - 200

## DETAILED SUMMARY BY PARAMETER

RESEARCH EXCELLENCE	76	260
INNOVATION	44	140
TEACHING EXCELLENCE	249	475
INFRASTRUCTURE	65	75
INCLUSIVENESS AND SOCIAL IMPACT	38	50

■ POINTS AWARDED □ POINTS AVAILABLE

CRITERIA	POINTS AWARDED	POINTS AVAILABLE	STAR AWARDED
RESEARCH EXCELLENCE	76	260	★ ★
INNOVATION	44	140	★ ★
TEACHING EXCELLENCE	249	475	★ ★ ★
INFRASTRUCTURE	65	75	★ ★ ★ ★ ★
INCLUSIVENESS AND SOCIAL IMPACT	38	50	★ ★ ★ ★
<b>OVERALL</b>	<b>472</b>	<b>1000</b>	<b>★ ★ ★</b>

# COMPREHENSIVE SCORECARD

PILLAR	Parameter	Indicator	Points Available	Points Scored	Total Points Available (Parameter Wise)	Total Points Scored (Parameter Wise)	Star Rating (parameter Wise)
Knowledge Creation	Research Excellence	Publications per Faculty	100	20	260	76	2
		Citations Per Publication	60	36			
		Improvement in Research Productivity	50	0			
		H-Index	50	20			
	Innovation	Patents applied	40	0	140	44	2
		Patents granted	20	0			
		Spin off companies	30	24			
	Industrial Research MOU	50	20				
Knowledge Dissemination	Teaching Excellence & Employability	Faculty Student Ratio	125	125	475	249	3
		Faculty with PhD	100	20			
		Accreditation	40	40			
		International MOU	40	32			
		Academic Reputation Survey	20	0			
		Average Faculty Experience	80	32			
		MOOC's / Online Education Availability	30	0			
		Student Satisfaction Survey	15	0			
		Employer Reputation Survey	15	0			
	Infrastructure	Library	25	25	75	65	5
		Laboratory, Equipment and Practical Education	25	20			
		Sports & Extracurricular Activities	25	20			
Social Inclusion	Inclusiveness & Social Impact	Inclusion of Socially Under Privileged Student	10	10	50	38	4
		Inclusion of Socially Under Privileged Faculty	5	5			
		Social and Development Responsibilities	10	10			
		Scholarships & Bursaries	10	2			
		Diversity Domestic	10	8			
		Diversity International	5	3			

Overall Score (on 1000)

472

Overall Stars



# BRANDING

At the end of the Karnataka State University Rating Framework Comprehensive Audit Exercise, each University will receive the uniquely designed KSURF Regalia Emblem's in all 5 Categories and One for Overall Achievement. Unlike any other Audit/Rating/Ranking by Press/Media and/or other Private Organizations, KSURF is an initiative of the Karnataka State Higher Education Council (KSHEC), Department of Higher Education, Government of Karnataka and hence the presence of the Logo of the Government within the overall emblem is a mark of Honor, Prestige, Rare Distinction and Accolade.

The KSURF Regalia Emblem's can act as influential tools for promotion of the University and build a sense of credibility, quality and excellence in the minds of the stakeholders: Students, Parents, Staff, Recruiters and Prospective Employees. Universities are highly encouraged to use the emblem's across the campuses, on brochures, business cards, on bus and other vehicles, billboards, magazine advertisements, social media channels, TV adverts, Email Signatures etc.

It is important to note that the KSURF Regalia Emblems are to be used AS IS and Universities are not permitted to change the layout / color and or make any changes to the original design.

Please see examples of logos below.

## Overall Ratings Badges




## Bus & Bus Stop Branding



## Business Card



## Email Signature





#### OUR VISION

To assist the inclusion of at least 10 Indian Universities  
in the Top 200 of the World by 2025

[www.indiancare.co.in](http://www.indiancare.co.in)

Indian Centre for Academic Rankings & Excellence Pvt. Ltd.

C/o Karnataka State Higher Education Council, Institution of Printing Technology Building, Palace Road, Bengaluru, Karnataka 560 001

W: [www.icareratings.com](http://www.icareratings.com) | E: [ksurf@icareratings.com](mailto:ksurf@icareratings.com)

M: +91 966 300 5245