

**CO. PO. PEO. Attainment
2021-2022 Batch**

B.Sc. MEDICAL LABORATORY TECHNOLOGY


School of Allied Health Sciences

Faculty of Allied Health and Basic sciences

Sri Devaraj Urs Academy of Higher Education and Research
(A Deemed to be University declared under Section 3 of UGC Act 1956)
TAMAKA, KOLAR-563 103, KARNATAKA, INDIA

**SRI DEVARAJA URS ACADEMY OF HIGHER EDUCATION AND
RESEARCH TAMAKA, KOLAR**

**CO. PO. PEO. Attainment Report
2021 - 2022 Batch**



Prepared By
NALINI. HS

Verified by
Dr. C.D Dayanand

School of Allied Health Sciences

SDUAHER, TAMAKA, KOLAR

Table of Content

Chapter.no	Content	Page no
1	Vision & Mission	3
2	Program Educational Objectives	4
3	Program Outcomes	5
4	Course Outcomes	6
5	CO & PO Calculation Format	18
6	CO PO Mapping	20
7	CO attainment	24
8	PO Attainment	28
9	CO Report	34
10	PO Report	37
11	CO & PO Graph	40
12	PEO Report	45
13	Summary Report	46
14	CO PO Calculation	49

Chapter -1 Vision and Mission:

University:

Vision-

- University Of Excellence - Knowledge for Posterity

Mission

- To Be a Global Centre Of Excellence For Teaching, Training, and Research In The Field of Higher Education.
- To Inculcate Scientific Temper, Research Attitude and Social Accountability Amongst Faculty and Students.
- To Promote with Value Based Education for The Overall Personality Development and Leadership Qualities To Serve The Humanity.

Department:

Vision:

- Honing Skills of Allied Health Care Professionals for Healthy Humanity

Mission:

1. To impart knowledge and skill-based training for global competency
2. To inculcate values to perform for the wellbeing of the mankind
3. To impart tendency to carryout biomedical research

Chapter - 2 Programme Educational Objectives (PEO)

PEO	Description
PEO 1	Students will be able to use their fundamental knowledge and clinical & technical competence in Medical Laboratory Technology as and when required to achieve professional excellence.
PEO 2	Students will demonstrate strong and well defined clinical & practical skills related to Medical Laboratory Technology.
PEO 3	Students will be able to practice the profession with highly professional and ethical attitude, strong communication skills, and effective professional skills to work in an inter-disciplinary team.
PEO 4	Students will be able to use interpersonal and collaborative skills to identify, assess and formulate problems and execute the solution related to Medical Laboratory Technology.
PEO 5	Students will be able to imbibe the culture of research, innovation, entrepreneurship and incubation.
PEO 6	Students will be able to participate in lifelong learning process for a highly productive career and will be able to relate the concepts of Medical Laboratory technology towards serving the cause of the society.

Chapter - 3 Program Outcomes

Program outcomes are statements that describe what students are expected to know. These relate to the skills, knowledge and behavior that students acquire through their program. Through the achievement of the course aims and learning outcomes, the physiotherapy graduates of Dept of physiotherapy, SDUAHER will demonstrate the following program outcomes.

PO	Graduate Attributes	PROGRAM OUTCOMES IN DETAILS
PO-1	Professional knowledge	Possess and acquire scientific knowledge to work as a health care professional in the field of Medical Laboratory Technology.
PO-2	Clinical/ Technical skills	To perform, demonstrate and possess clinical skills to provide quality health care services
PO-3	Teamwork	Demonstrate teamwork skills to support shared goals with the interdisciplinary health care team to improve societal health
PO-4	Ethical value & professionalism	Possess and demonstrate ethical values and professionalism within the legal framework of the society
PO-5	Communication	Communicate effectively and appropriately with the interdisciplinary health care team and the society
PO-6	Evidence based practice	Demonstrate high quality evidence-based practice that leads to excellence in professional practice
PO-7	Life-long learning	Enhance knowledge and skills with the use of advancing technology for the continual improvement of professional practice
PO-8	Entrepreneurship, leadership and mentorship	Display entrepreneurship, leadership and mentorship skills to practice independently as well as in collaboration with the interdisciplinary health care team

Chapter - 4 Course Outcomes

S.no	Course Code	Course Name	No of CO	CO Attained	Page No
Semester - 1					
1	A201 & A202	Anatomy - I & II	7		
2	A204 & A205	Physiology - I & II	3		
Semester - 2					
1	B201	Biochemistry	6		
2	B202	Microbiology	6		
3	B203	Pathology	7		
Semester - 3					
1	C201	Biochemistry - I	8		
2	C202	Biochemistry - II	8		
3	C203	Biochemistry - III	8		
Semester - 4					
1	D201	Microbiology - I	6		
2	D202	Microbiology - II	6		
3	D203	Microbiology - III	6		
Semester - 5					
1	E201	Pathology - I	9		
2	E202	Pathology - II	9		
3	E203	Pathology - III	9		
Semester - 6					
1	F201	Applied aspects of Biochemistry	6		
2	F202	Applied aspects of Microbiology	5		
3	F203	Applied aspects of Pathology	7		

Course Outcomes Description

Semester - I		
Course	CO	The students will be able to
1.Anatomy	CO1	Use correct terminologies to communicate General anatomical features of Human body
	CO2	Comprehend the normal disposition of the various structures and organs in the body with clinical correlations
	CO3	Determine the topography of various structures on the surface of the body
	CO4	Describe the microscopic structure of various tissues
	CO5	To demonstrate profound knowledge of gross and functional anatomy of the musculoskeletal system and nervous system;
	CO6	Identify and locate structures of the body
	CO7	Identify organs and tissues under microscope
Course	CO	The students will be able to
2.Physiology	CO1	Understand the physiological functioning of various organ systems in our body
	CO2	Demonstrate the concept of altered physiological functions and its manifestations
	CO3	Apply the knowledge gained into professional practice

Semester - II

Course	CO	The students will be able to
1. Biochemistry	C01	Know the responsibility of Allied health care personals and hazards encountered in the clinical laboratory
	C02	Describe the different types, use, care and maintenance of the laboratory apparatus and instruments.
	C03	Describe the fundamental chemistry and knowledge of different solutions.
	C04	Define acid, bases, salts, indicators and also explain about acid base balance
	C05	Explain the management of biomedical waste.
	C06	Explain different methods for disposal of the used samples.
Course	CO	The students will be able to
2. Microbiology	C01	Explain the structure, classification, and identification of microorganisms including bacteria, fungi, parasite and virus.
	C02	Describe the mode of transmission, clinical features, and sample collection for identification of disease producing organisms that includes bacteria, fungi, parasite, and virus.
	C03	Describe the different methods of infection control and practices in laboratory and their role in hospital infection control program
	C04	Describe the various diagnostic tests employed in the laboratory diagnosis of diseases.
	C05	Describe the concepts of Antibiotic sensitivity testing and their role in drug resistance in bacteria.
	C06	Describe the concepts and principles of Immunity, Hypersensitivity, Autoimmunity, and Immunization
Course	CO	The students will be able to
3. Pathology	C01	Explain the basics of Cell injury, Inflammation, and hemodynamics
	C02	Should be able to define and differentiate benign and Malignant Neoplasia
	C03	Understand pathology of common infections
	C04	Explain the basics of diseases in CVS, RS, GIT, Kidney, Liver, Breast, CNS
	C05	Understand and be aware of and perform basics investigations in clinical, hematology, blood banking, urine examination
	C06	Understand and explain basic concept of Histopathology techniques

	CO7	Understand and describe the etiopathogenesis, morphology and clinical features of various diseases of cardiovascular, renal, respiratory, and hematopoietic system
--	-----	--

Semester - III		
Course	CO	The students will be able to
Biochemistry	CO1	Explain chemistry and metabolism of carbohydrates, proteins, lipids, nucleic acids, haemoglobin, enzymes and vitamins and disorders
	CO2	Enumerate normal and pathological constituents in Urine, describe different types of body fluids analysed in the lab
	CO3	Explain different methods for sample collection technique, quality control, and disposal of the used samples.
	CO4	Describe various biochemical techniques used in biochemistry.
	CO5	Classify and explain different functional test like LFT, RFT and TFT.
	CO6	Describe overview of nutritional aspects of food biomolecules and describe acid base balance and disorders
	CO7	Explain biological oxidation and energetic of food biomolecules/ reducing equivalents
	CO8	Describe basic concepts of Minerals and their role in metabolism and detoxification

Semester - IV		
Course	CO	The students will be able to
Microbiology	CO1	Describe the structure, classification, growth, and identification of various microorganisms including bacteria, fungi, parasite and virus.
	CO2	Describe the various disease producing organisms that includes bacteria, fungi, parasite, and virus.
	CO3	Describe the different methods of infection control and practices in laboratory and their role in hospital infection control program
	CO4	Describe the various diagnostic tests employed in the laboratory diagnosis of diseases.
	CO5	Describe the concepts and principles of Antibiotic sensitivity testing and their role in drug resistance in bacteria.
	CO6	Explain the concepts and principles of immunity, hypersensitivity, Autoimmunity, and immunization

Semester - V		
Course	CO	The students will be able to
Pathology	CO1	Describe cytological criteria of normal cell and Malignant cell, types of specimen collection, processing and staining techniques
	CO2	Knowledge about anatomy, histology, physiology and normal cytology of female genital tract, sample collection screening for malignancy of female genital tract.
	CO3	Knowledge about anatomy, histology, physiology, normal cytology, sample collection and screening for malignancy of Respiratory/ GI and Urinary tract.
	CO4	To perform cytology of Cerebrospinal fluids, other body fluids, exudates, and effusions
	CO5	Describe anatomy, histology physiology and normal cytology of glands, collection of samples and screening for malignancy identification
	CO6	Knowledge about the automation of flow- cytometry and other automation instruments in the pathology laboratory
	CO7	Knowledge about cytogenetics, karyotyping and describing various chromosomes in neoplasia
	CO8	Basic concepts of monoclonal antibodies, use in immune cytology, principle, and procedure of interpretation of immunofluorescence and IHC staining
	CO9	To know knowledge about immunohematology, blood transfusion and related blood transfusion reactions.

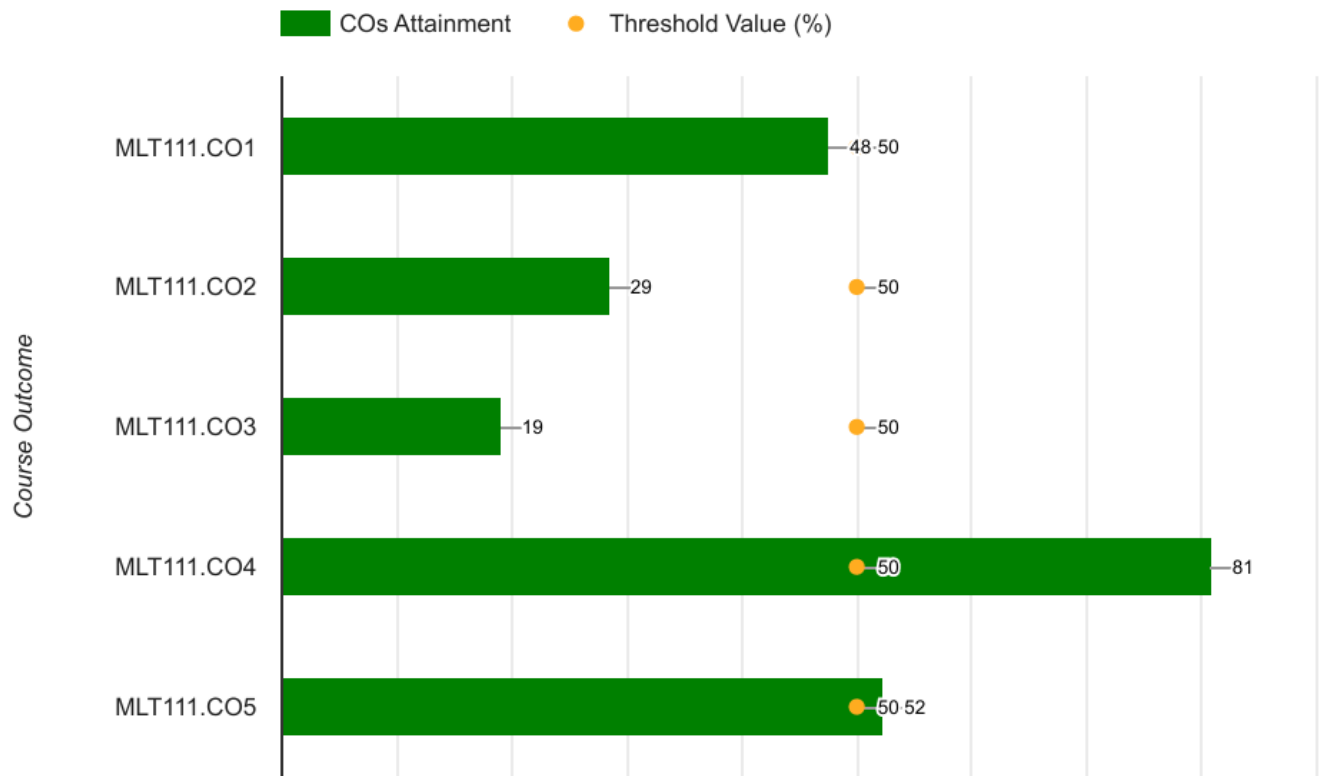
Semester - VI		
Course	CO	The students will be able to
1. Applied aspects of Biochemistry	CO1	Understand the concept of Blood Glucose regulation and its measurement, interpretation relevant Diabetes mellitus
	CO2	Explain the clinical importance of lipids, proteins, lipoproteins their measurement, interpretation in health and disease state.
	CO3	Explain different organ functional tests, formation and analysis of renal calculi and gall bladder stone
	CO4	Enumerate the different body fluid analysis and their importance in Clinical Biochemistry.
	CO5	Ability to understand and describe the concepts of advanced biomedical techniques and their applications in clinical laboratory and research
	CO6	Understand the concept of medical ethics, quality management, and quality control.
Course	CO	The students will be able to
2. Applied aspects of Microbiology	CO1	Understand the concept of different types of infections, and methods of infection control in the hospital.
	CO2	Describe the molecular biology techniques for diagnosis of various infectious diseases.
	CO3	Describe the morphology; classify infection, collection of clinical samples, and culture of bacteria, fungi, parasites and viruses in infectious diseases.
	CO4	Describe various methods used for bacterial analysis in water, air and milk.
	CO5	Ability to understand and describe the concept of advanced biomedical techniques and their applications in clinical laboratory and research
Course	CO	The students will be able to
3. Applied aspects of Pathology	CO1	Describe the methods of Collection, transport, preservation and processing of various clinical specimens of blood, sputum, urine, stool and other body fluids.
	CO2	Describe the methods of collection, physical and chemical examination of Sputum sample

	CO3	Describe method of collection, physical, biochemical, microscopic, cytological examination of body fluids and other malignant cells.
	CO4	Describe the physical, cytological and bacteriological examination of CSF and to describe how it is useful in differentiating bacterial, viral and tubercular meningitis.
	CO5	Describe the importance of Cytologic and microscopic examination of Pleural fluid, Pericardial, Peritoneal, synovial, and ascetic fluid.
	CO6	Describe the pathogenesis of anaemia, haemophilia, thyroid gland disorder, asthma, Encephalomyelitis, Multiple sclerosis infertility, hypersensitivity and to know the principle and procedure of pregnancy tests and other rapid card tests.
	CO7	Have Knowledge about the biomedical waste management, its disposal, and the safety precautions.

SEMESTER- 1
CO PO MAPPING - ANATOMY (PAPER-I,II)

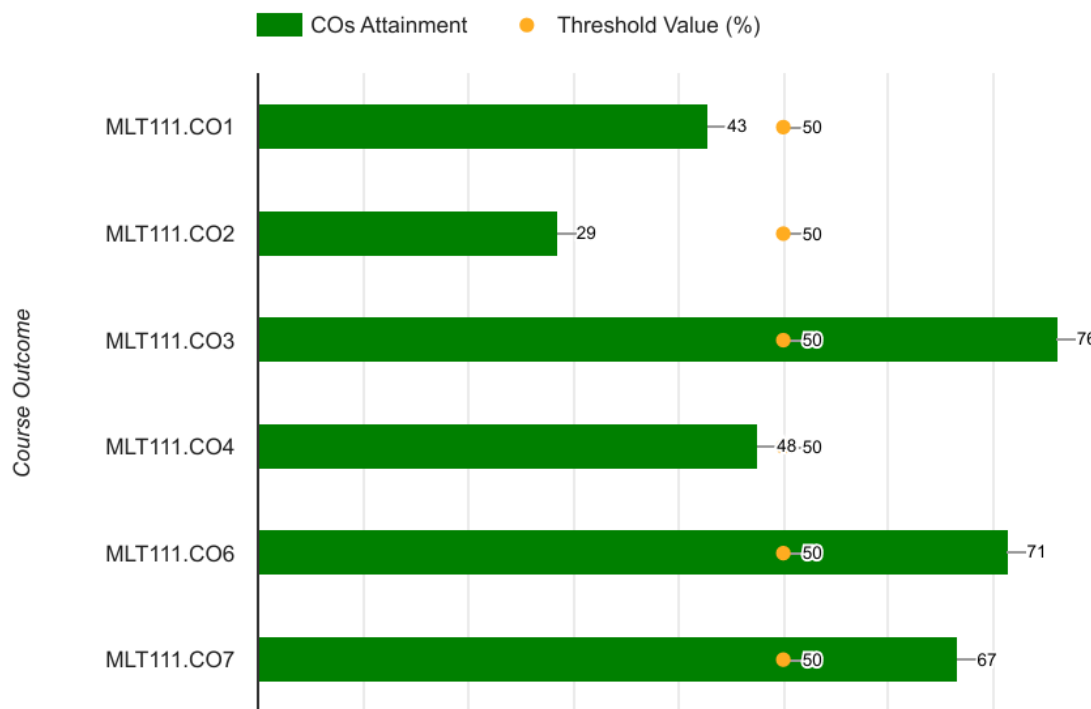
		PO 1	PO 2	PO 3	PO 4	PO 5	PO 6	PO 7	PO 8
Anatomy	CO 1	Substantial	Slight	None	None	Slight	None	Slight	None
	CO 2	Substantial	Moderate	None	None	None	None	None	None
	CO 3	Substantial	Slight	None	None	None	None	None	None
	CO 4	Substantial	Moderate	None	None	Slight	None	Slight	None
	CO 5	Substantial	Slight	None	None	None	None	None	None
	CO 6	Substantial	Moderate	None	None	None	None	None	None

AN I - April 2022 Exam COs Attainment Chart :



Sr No	Name of the Student	Roll No	Performance	Cumulative Marks for MLT111.CO	Cumulative Marks for MLT111.CO	Cumulative Marks for MLT111.CO	Cumulative Marks for MLT111.CO	Cumulative Marks for MLT111.CO
1	ABHISHEK .PM .	21BL2001	39/80 (48.75 %)	11.5/30 (38.33 %)	11/23 (47.83 %)	6.5/10 (65.00 %)	3.5/5 (70.00 %)	6.5/12 (54.17 %)
2	AJAY KUMAR. SM .	21BL2002	40/80 (50.00 %)	10.5/30 (35.00 %)	10.5/23 (45.65 %)	6.5/10 (65.00 %)	3.5/5 (70.00 %)	9/12 (75.00 %)
3	AKASH B KRISHNA .	21BL2003	22.6/80 (28.25 %)	11/30 (36.67 %)	2.1/23 (9.13 %)	4/10 (40.00 %)	1.5/5 (30.00 %)	4/12 (33.33 %)
4	ANKITHA KA .	21BL2004	49/80 (61.25 %)	19/30 (63.33 %)	11.5/23 (50.00 %)	7.5/10 (75.00 %)	1.5/5 (30.00 %)	9.5/12 (79.17 %)
5	BHOOMIKA .C .	21BL2005	62.5/80 (78.13 %)	24.5/30 (81.67 %)	16.5/23 (71.74 %)	7/10 (70.00 %)	3.5/5 (70.00 %)	11/12 (91.67 %)
6	CHAITHRA. V .	21BL2006	37/80 (46.25 %)	13/30 (43.33 %)	9/23 (39.13 %)	6.5/10 (65.00 %)	3/5 (60.00 %)	5.5/12 (45.83 %)
7	CHANDAN.G.	21BL2007	37.5/80 (46.88 %)	13/30 (43.33 %)	9/23 (39.13 %)	6/10 (60.00 %)	3/5 (60.00 %)	6.5/12 (54.17 %)
8	DARSHAN. M .	21BL2008	43.5/80 (54.38 %)	14.5/30 (48.33 %)	11/23 (47.83 %)	6.5/10 (65.00 %)	1.5/5 (30.00 %)	10/12 (83.33 %)
9	EDIGA YASHWANTH.	21BL2009	16.5/80 (20.63 %)	11/30 (36.67 %)	2.5/23 (10.87 %)	2/10 (20.00 %)	0/5 (0.00 %)	1/12 (8.33 %)
10	MISBA TABASSUM .	21BL2010	37/80 (46.25 %)	14/30 (46.67 %)	9/23 (39.13 %)	6/10 (60.00 %)	3/5 (60.00 %)	5/12 (41.67 %)
11	NANDASHREE. K .	21BL2011	9.5/80 (11.88 %)	3/30 (10.00 %)	1/23 (4.35 %)	4/10 (40.00 %)	1.5/5 (30.00 %)	0/12 (0.00 %)
12	NANDITHA.S.	21BL2012	34.8/80 (43.50 %)	14/30 (46.67 %)	6.7/23 (29.13 %)	5.5/10 (55.00 %)	3/5 (60.00 %)	5.6/12 (46.67 %)
13	NISARGA BN. .	21BL2013	28.5/80 (35.63 %)	15/30 (50.00 %)	5.5/23 (23.91 %)	7/10 (70.00 %)	0/5 (0.00 %)	1/12 (8.33 %)
14	NITHYASHREE. R .	21BL2014	41.5/80 (51.88 %)	17/30 (56.67 %)	8/23 (34.78 %)	6.5/10 (65.00 %)	2/5 (40.00 %)	8/12 (66.67 %)
15	POORNIMA. NK .	21BL2015	31.5/80 (39.38 %)	13/30 (43.33 %)	4.5/23 (19.57 %)	6.5/10 (65.00 %)	3/5 (60.00 %)	4.5/12 (37.50 %)
16	PREMDEV VP. .	21BL2016	36.5/80 (45.63 %)	13/30 (43.33 %)	10/23 (43.48 %)	7/10 (70.00 %)	1/5 (20.00 %)	5.5/12 (45.83 %)
17	SHIVA KUMAR .	21BL2021	18/80 (22.50 %)	5.5/30 (18.33 %)	3/23 (13.04 %)	5.5/10 (55.00 %)	1/5 (20.00 %)	3/12 (25.00 %)
18	SIRISHA .A .	21BL2022	40/80 (50.00 %)	14/30 (46.67 %)	12/23 (52.17 %)	4.5/10 (45.00 %)	4/5 (80.00 %)	5.5/12 (45.83 %)
19	SNEHA BELLE .	21BL2023	48.6/80 (60.75 %)	18/30 (60.00 %)	10.6/23 (46.09 %)	6.5/10 (65.00 %)	3.5/5 (70.00 %)	10/12 (83.33 %)
20	UVAISH ALAM .	21BL2025	54/80 (67.50 %)	20/30 (66.67 %)	15.5/23 (67.39 %)	7/10 (70.00 %)	3/5 (60.00 %)	8.5/12 (70.83 %)
21	VARSHINI.SL .	21BL2026	33/80 (41.25 %)	10.5/30 (35.00 %)	8/23 (34.78 %)	6/10 (60.00 %)	1/5 (20.00 %)	7.5/12 (62.50 %)
Student Performance Threshold				50%	50%	50%	50%	50%
Count of Participating Students				21	21	21	21	21
Count of Students above Student Performance Threshold				6	4	17	11	10
COs Attainment				28.57%	19.05%	80.95%	52.38%	47.62%

AN II - April 2022 Exam COs Attainment Chart :

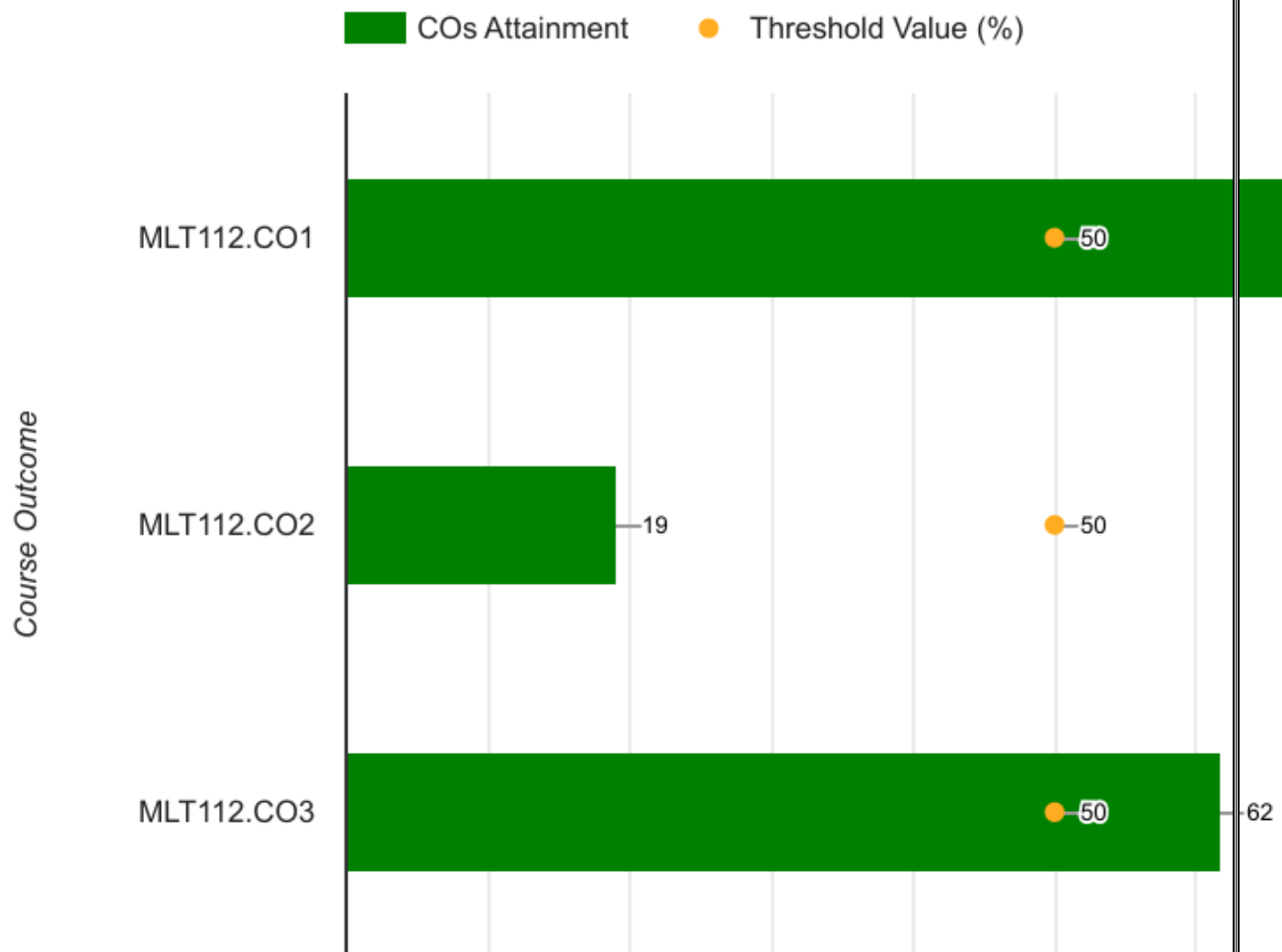


Sr. No	Name of the Student	Roll No	Performance	Cumulative Marks for MLT111.CO7	Cumulative Marks for MLT111.CO4	Cumulative Marks for MLT111.CO1	Cumulative Marks for MLT111.CO6	Cumulative Marks for MLT111.CO2
1	ABHISHEK .PM .	21BL2001	50.5/80 (63.13 %)	23.5/38 (61.84 %)	9/15 (60.00 %)	5/11 (45.45 %)	3/5 (60.00 %)	4/5 (80.00 %)
2	AJAY KUMAR. SM	21BL2002	66.5/80 (82.12 %)	33/38 (86.84 %)	11.5/15 (76.67 %)	9.5/11 (86.36 %)	3.5/5 (70.00 %)	3/5 (60.00 %)
3	AKASH B KRISHNA .	21BL2003	19/80 (23.75 %)	13.5/38 (35.53 %)	0.5/15 (3.33 %)	0/11 (0.00 %)	1/5 (20.00 %)	2/5 (40.00 %)
4	ANKITHA KA .	21BL2004	40/80 (50.00 %)	16/38 (42.11 %)	10.5/15 (70.00 %)	5/11 (45.45 %)	3/5 (60.00 %)	2.5/5 (50.00 %)
5	BHOOMIKA .C .	21BL2005	49.5/80 (61.88 %)	26.5/38 (69.74 %)	5/15 (33.33 %)	9/11 (81.82 %)	3/5 (60.00 %)	2/5 (40.00 %)
6	CHAITHRA .V .	21BL2006	45/80 (56.25 %)	24/38 (63.16 %)	11/15 (73.33 %)	1/11 (9.09 %)	3/5 (60.00 %)	0/5 (0.00 %)
7	CHANDAN.G .	21BL2007	48.5/80 (60.62 %)	24.5/38 (64.47 %)	11/15 (73.33 %)	3/11 (27.27 %)	3.5/5 (70.00 %)	1.5/5 (30.00 %)
8	DARSHAN. M .	21BL2008	52/80 (65.00 %)	26.5/38 (69.74 %)	7/15 (46.67 %)	8.5/11 (77.27 %)	2/5 (40.00 %)	2/5 (40.00 %)
9	EDIGA YASHWANTH .	21BL2009	11.5/80 (14.38 %)	7/38 (18.42 %)	2/15 (13.33 %)	1/11 (9.09 %)	1/5 (20.00 %)	0/5 (0.00 %)
10	MISBA TABASSUM .	21BL2010	48.5/80 (60.63 %)	22/38 (57.89 %)	10.5/15 (70.00 %)	5.5/11 (50.00 %)	2/5 (40.00 %)	2.5/5 (50.00 %)
11	NANDASHREE. K .	21BL2011	7.5/80 (9.38 %)	1/38 (2.63 %)	2/15 (13.33 %)	0/11 (0.00 %)	2.5/5 (50.00 %)	1/5 (20.00 %)
12	NANDITHA.S .	21BL2012	36/80 (45.00 %)	19/38 (50.00 %)	5/15 (33.33 %)	8/11 (72.73 %)	2/5 (40.00 %)	1/5 (20.00 %)
13	NISARGA BN. .	21BL2013	37.5/80 (46.88 %)	20/38 (52.63 %)	4/15 (26.67 %)	6.5/11 (59.09 %)	1/5 (20.00 %)	2/5 (40.00 %)
14	NITHYASHREE.R	21BL2014	38/80 (47.50 %)	20/38 (52.63 %)	7/15 (46.67 %)	4/11 (36.36 %)	3/5 (60.00 %)	0/5 (0.00 %)
15	POORNIMA. NK .	21BL2015	38/80 (47.50 %)	20.5/38 (53.95 %)	6/15 (40.00 %)	4/11 (36.36 %)	3.5/5 (70.00 %)	1/5 (20.00 %)
16	PREMDEV VP. .	21BL2016	34.5/80 (43.13 %)	16.5/38 (43.42 %)	4/15 (26.67 %)	6/11 (54.55 %)	3/5 (60.00 %)	1/5 (20.00 %)
17	SHIVA KUMAR .	21BL2021	34/80 (42.50 %)	14/38 (36.84 %)	9/15 (60.00 %)	2/11 (18.18 %)	4/5 (80.00 %)	2/5 (40.00 %)
18	SIRISHA .A .	21BL2022	48.5/80 (60.63 %)	27/38 (71.05 %)	12/15 (80.00 %)	1/11 (9.09 %)	4/5 (80.00 %)	2.5/5 (50.00 %)
19	SNEHA BELLE .	21BL2023	51/80 (63.75 %)	24.5/38 (64.47 %)	12.5/15 (83.33 %)	6/11 (54.55 %)	3.5/5 (70.00 %)	0.5/5 (10.00 %)
20	UVAISH ALAM .	21BL2025	63.5/80 (79.38 %)	31/38 (81.58 %)	11.5/15 (76.67 %)	7.5/11 (68.18 %)	3.5/5 (70.00 %)	4/5 (80.00 %)
21	VARSHINI.SL .	21BL2026	33/80 (41.25 %)	15/38 (39.47 %)	5.5/15 (36.67 %)	4/11 (36.36 %)	3.5/5 (70.00 %)	2/5 (40.00 %)
Student Performance Threshold				50%	50%	50%	50%	50%
Count of Participating Students				21	21	21	21	21
Count of Students above Student Performance Threshold				14	10	9	15	6
COs Attainment				66.67%	47.62%	42.86%	71.43%	28.57%

PHYSIOLOGY –(PAPER-I,&II)

		PO 1	PO 2	PO 3	PO 4	PO 5	PO 6	PO 7	PO 8
Physiology	CO 1	Substantial	None	None	None	None	None	Moderate	None
	CO 2	Substantial	Moderate	None	None	Slight	None	Slight	None
	CO 3	Slight	None	None	None	None	None	None	None

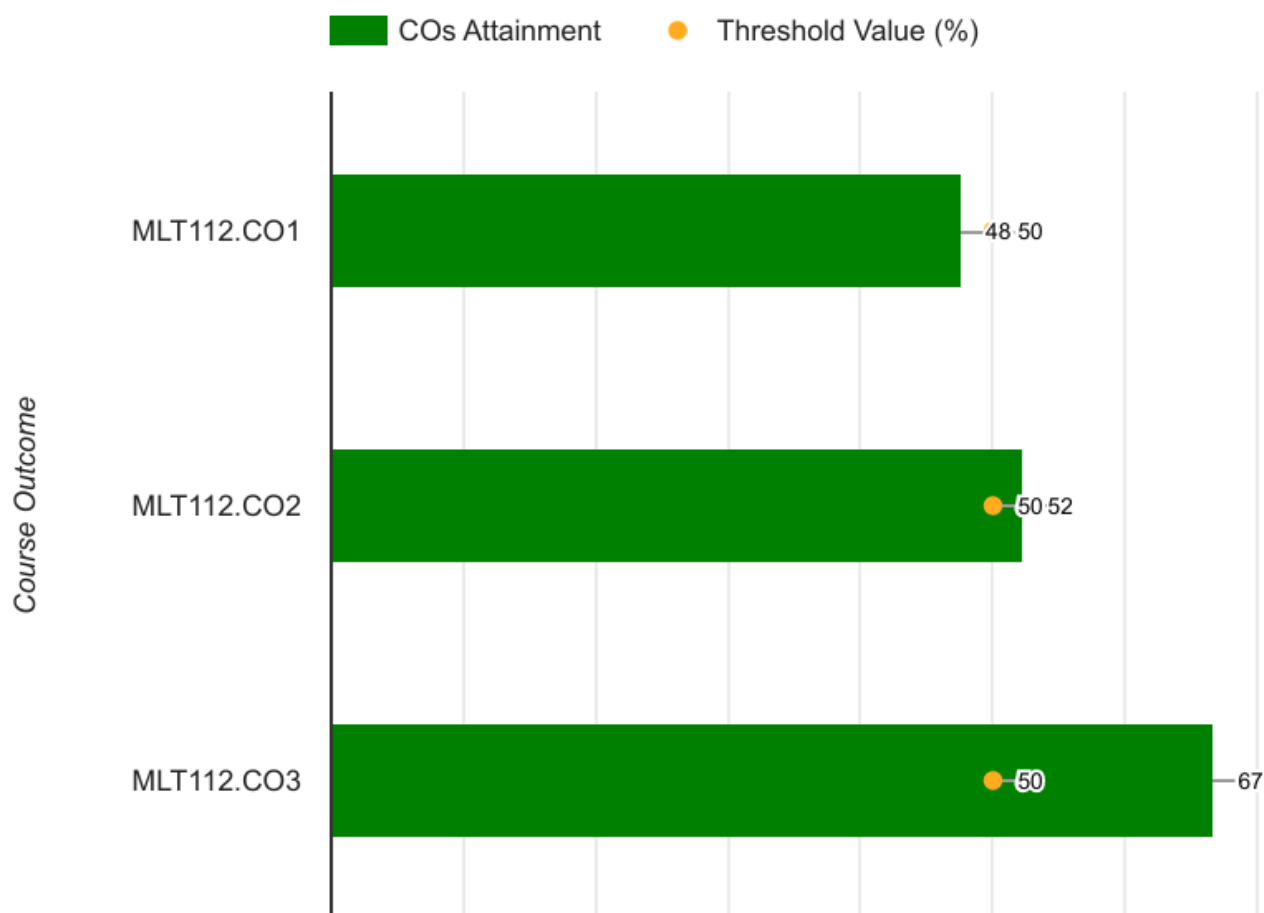
PY I - April 2022 Exam COs Attainment Chart :



Sr No.	Name of the Student	Roll No	Performance	Cumulative Marks for MLT112.CO1	Cumulative Marks for MLT112.CO3	Cumulative Marks for MLT112.CO2
1	ABHISHEK .PM .	21BL2001	54/80 (67.50 %)	29/43 (67.44 %)	12/16 (75.00 %)	13/21 (61.90 %)
2	AJAY KUMAR. SM .	21BL2002	46.5/80 (58.13 %)	28/43 (65.12 %)	12/16 (75.00 %)	6.5/21 (30.95 %)
3	AKASH B KRISHNA .	21BL2003	20/80 (25.00 %)	12/43 (27.91 %)	3/16 (18.75 %)	5/21 (23.81 %)
4	ANKITHA KA .	21BL2004	48/80 (60.00 %)	29/43 (67.44 %)	10/16 (62.50 %)	9/21 (42.86 %)
5	BHOOMIKA .C .	21BL2005	52.5/80 (65.63 %)	29/43 (67.44 %)	13/16 (81.25 %)	10.5/21 (50.00 %)
6	CHAITHRA .V .	21BL2006	47.5/80 (59.38 %)	30.5/43 (70.93 %)	11/16 (68.75 %)	6/21 (28.57 %)
7	CHANDAN.G .	21BL2007	42/80 (52.50 %)	25/43 (58.14 %)	10/16 (62.50 %)	7/21 (33.33 %)
8	DARSHAN. M .	21BL2008	54/80 (67.50 %)	33/43 (76.74 %)	11/16 (68.75 %)	10/21 (47.62 %)
9	EDIGA YASHWANTH .	21BL2009	14/80 (17.50 %)	13/43 (30.23 %)	1/16 (6.25 %)	0/21 (0.00 %)
10	MISBA TABASSUM .	21BL2010	40/80 (50.00 %)	28/43 (65.12 %)	12/16 (75.00 %)	0/21 (0.00 %)
11	NANDASHREE. K .	21BL2011	22/80 (27.50 %)	18/43 (41.86 %)	3/16 (18.75 %)	1/21 (4.76 %)
12	NANDITHA.S .	21BL2012	25/80 (31.25 %)	18/43 (41.86 %)	7/16 (43.75 %)	0/21 (0.00 %)
13	NISARGA BN. .	21BL2013	48/80 (60.00 %)	25/43 (58.14 %)	10/16 (62.50 %)	13/21 (61.90 %)
14	NITHYASHREE.R .	21BL2014	32/80 (40.00 %)	24/43 (55.81 %)	4/16 (25.00 %)	4/21 (19.05 %)
15	POORNIMA. NK .	21BL2015	29/80 (36.25 %)	19/43 (44.19 %)	6/16 (37.50 %)	4/21 (19.05 %)
16	PREMDEV VP. .	21BL2016	40.5/80 (50.63 %)	28.5/43 (66.28 %)	9/16 (56.25 %)	3/21 (14.29 %)
17	SHIVA KUMAR .	21BL2021	27/80 (33.75 %)	23/43 (53.49 %)	4/16 (25.00 %)	0/21 (0.00 %)
18	SIRISHA .A .	21BL2022	42/80 (52.50 %)	25.5/43 (59.30 %)	10/16 (62.50 %)	6.5/21 (30.95 %)
19	SNEHA BELLE .	21BL2023	45/80 (56.25 %)	27/43 (62.79 %)	9/16 (56.25 %)	9/21 (42.86 %)
20	UVAISH ALAM .	21BL2025	57/80 (71.25 %)	31.5/43 (73.26 %)	13/16 (81.25 %)	12.5/21 (59.52 %)

21	VARSHINI.SL .	21BL2026	24/80 (30.00 %)	16/43 (37.21 %)	3/16 (18.75 %)	5/21 (23.81 %)
Student Performance Threshold				50%	50%	50%
Count of Participating Students				21	21	21
Count of Students above Student Performance Threshold				15	13	4
COs Attainment				71.43%	61.90%	19.05%

PY II - April 2022 Exam COs Attainment Chart :



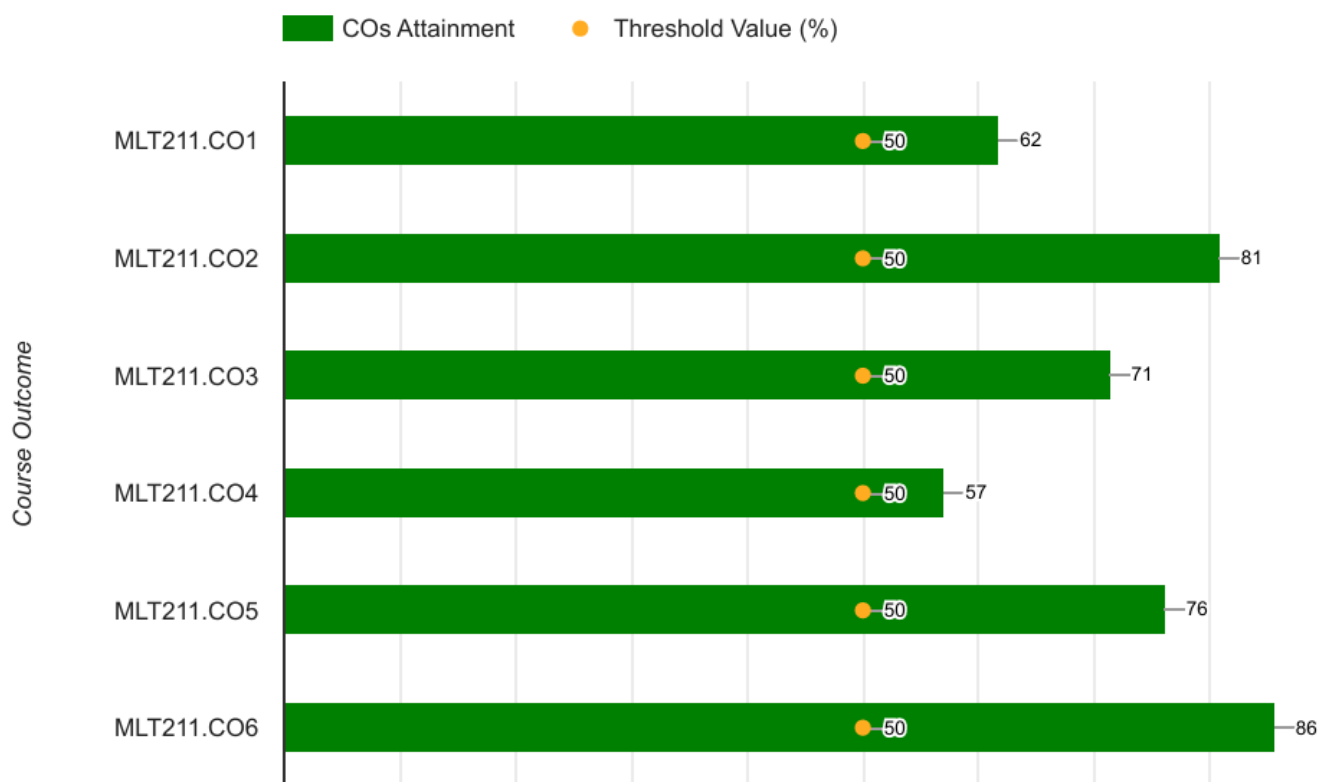
Sr	Name of the	Roll No	Performance	Cumulative Marks	Cumulative	Cumulative Marks
----	-------------	---------	-------------	------------------	------------	------------------

No.	Student			for MLT112.CO2	Marks for MLT112.CO1	for MLT112.CO3
1	ABHISHEK.PM.	21BL2001	57/80 (71.25 %)	21/32 (65.63 %)	14/18 (77.78 %)	22/30 (73.33 %)
2	AJAY KUMAR. SM.	21BL2002	32/80 (40.00 %)	11/32 (34.38 %)	7/18 (38.89 %)	14/30 (46.67 %)
3	AKASH B KRISHNA.	21BL2003	27/80 (33.75 %)	14/32 (43.75 %)	4/18 (22.22 %)	9/30 (30.00 %)
4	ANKITHA KA.	21BL2004	43.5/80 (54.38 %)	18.5/32 (57.81 %)	7/18 (38.89 %)	18/30 (60.00 %)
5	BHOOMIKA .C .	21BL2005	51.5/80 (64.38 %)	22.5/32 (70.31 %)	11/18 (61.11 %)	18/30 (60.00 %)
6	CHAITHRA .V .	21BL2006	42/80 (52.50 %)	17/32 (53.13 %)	8/18 (44.44 %)	17/30 (56.67 %)
7	CHANDAN.G .	21BL2007	39/80 (48.75 %)	12/32 (37.50 %)	9/18 (50.00 %)	18/30 (60.00 %)
8	DARSHAN. M .	21BL2008	43/80 (53.75 %)	20/32 (62.50 %)	9/18 (50.00 %)	14/30 (46.67 %)
9	EDIGA YASHWANTH	21BL2009	20/80 (25.00 %)	4/32 (12.50 %)	5/18 (27.78 %)	11/30 (36.67 %)
10	MISBA TABASSUM .	21BL2010	32/80 (40.00 %)	11/32 (34.38 %)	6/18 (33.33 %)	15/30 (50.00 %)
11	NANDASHREE. K .	21BL2011	18/80 (22.50 %)	8/32 (25.00 %)	1/18 (5.56 %)	9/30 (30.00 %)
12	NANDITHA.S.	21BL2012	39/80 (48.75 %)	13/32 (40.63 %)	11/18 (61.11 %)	15/30 (50.00 %)
13	NISARGA BN. .	21BL2013	33/80 (41.25 %)	14/32 (43.75 %)	3/18 (16.67 %)	16/30 (53.33 %)
14	NITHYASHREE.R .	21BL2014	47/80 (58.75 %)	17/32 (53.13 %)	8/18 (44.44 %)	22/30 (73.33 %)
15	POORNIMA. NK .	21BL2015	25/80 (31.25 %)	9/32 (28.13 %)	2/18 (11.11 %)	14/30 (46.67 %)
16	PREMDEV VP. .	21BL2016	46/80 (57.50 %)	21/32 (65.63 %)	10/18 (55.56 %)	15/30 (50.00 %)
17	SHIVA KUMAR .	21BL2021	21/80 (26.25 %)	5.5/32 (17.19 %)	2/18 (11.11 %)	13.5/30 (45.00 %)
18	SIRISHA .A .	21BL2022	49/80 (61.25 %)	18/32 (56.25 %)	13/18 (72.22 %)	18/30 (60.00 %)
19	SNEHA BELLE .	21BL2023	55/80 (68.75 %)	19.5/32 (60.94 %)	11/18 (61.11 %)	24.5/30 (81.67 %)
20	UVAISH ALAM .	21BL2025	54/80 (67.50 %)	21/32 (65.63 %)	11.5/18 (63.89 %)	21.5/30 (71.67 %)
21	VARSHINI.SL .	21BL2026	50.5/80 (63.13 %)	20/32 (62.50 %)	11/18 (61.11 %)	19.5/30 (65.00 %)
Student Performance Threshold				50%	50%	50%
Count of Participating Students				21	21	21
Count of Students above Student Performance Threshold				11	10	14
COs Attainment				52.38%	47.62%	66.67%

SEMESTER-2
CO-PO MAPPING -BIOCHEMISTRY

		PO 1	PO 2	PO 3	PO 4	PO 5	PO 6	PO 7	PO 8
Biochemistry	CO 1	Substantial	Moderate	None	None	None	None	Slight	None
	CO 2	Substantial	Moderate	None	Slight	Slight	Moderate	Slight	None
	CO 3	Substantial	None	None	None	None	None	None	None
	CO 4	Substantial	None	None	None	None	None	None	None
	CO 5	Substantial	Slight	None	None	Slight	None	Slight	None
	CO 6	Substantial	Slight	None	None	None	None	None	None

BI - Oct 2022 Exam COs Attainment Chart :



Sr No.	Name of the Student	Roll No	Performance	Cumulative Marks for MLT211.CO2	Cumulative Marks for MLT211.CO1	Cumulative Marks for MLT211.CO3	Cumulative Marks for MLT211.CO6
1	ABHISHEK .PM .	21BL2001	60/80 (75.00 %)	10/11 (90.91 %)	9/15 (60.00 %)	17/25 (68.00 %)	3/3 (100.00 %)
2	AJAY KUMAR. SM .	21BL2002	62/80 (77.50 %)	8/11 (72.73 %)	13/15 (86.67 %)	16/20 (80.00 %)	1/3 (33.33 %)
3	AKASH B KRISHNA .	21BL2003	34/80 (42.50 %)	8/11 (72.73 %)	5/15 (33.33 %)	6/17 (35.29 %)	3/3 (100.00 %)
4	ANKITHA KA .	21BL2004	70/80 (87.50 %)	11/11 (100.00 %)	10/10 (100.00 %)	13/20 (65.00 %)	3/3 (100.00 %)
5	BHOOMIKA .C .	21BL2005	57/80 (71.25 %)	6/6 (100.00 %)	11/15 (73.33 %)	16/25 (64.00 %)	3/3 (100.00 %)
6	CHAITHRA .V .	21BL2006	50/80 (62.50 %)	8/11 (72.73 %)	8/10 (80.00 %)	10/20 (50.00 %)	3/3 (100.00 %)
7	CHANDAN.G .	21BL2007	38/80 (47.50 %)	5/11 (45.45 %)	4/10 (40.00 %)	16/28 (57.14 %)	1/3 (33.33 %)
8	DARSHAN. M .	21BL2008	60/80 (75.00 %)	5/6 (83.33 %)	11/15 (73.33 %)	19/25 (76.00 %)	3/3 (100.00 %)
9	EDIGA YASHWANTH .	21BL2009	33/80 (41.25 %)	2/6 (33.33 %)	6/15 (40.00 %)	13/25 (52.00 %)	3/3 (100.00 %)
10	MISBA TABASSUM .	21BL2010	45/80 (56.25 %)	6/6 (100.00 %)	7/15 (46.67 %)	13/25 (52.00 %)	3/3 (100.00 %)
11	NANDASHREE. K .	21BL2011	23/80 (28.75 %)	7/11 (63.64 %)	2/10 (20.00 %)	1/20 (5.00 %)	1/3 (33.33 %)
12	NANDITHA.S .	21BL2012	45/80 (56.25 %)	5/6 (83.33 %)	9/15 (60.00 %)	8/20 (40.00 %)	3/3 (100.00 %)
13	NISARGA BN. .	21BL2013	56/80 (70.00 %)	8/11 (72.73 %)	13/15 (86.67 %)	11/20 (55.00 %)	3/3 (100.00 %)
14	NITHYASHREE.R .	21BL2014	48/80 (60.00 %)	5/11 (45.45 %)	8/10 (80.00 %)	16/20 (80.00 %)	3/3 (100.00 %)
15	POORNIMA. NK .	21BL2015	45/80 (56.25 %)	6/6 (100.00 %)	6/15 (40.00 %)	13/22 (59.09 %)	3/3 (100.00 %)
16	PREMDEV VP. .	21BL2016	43/80 (53.75 %)	3/11 (27.27 %)	7/15 (46.67 %)	14/20 (70.00 %)	3/3 (100.00 %)
17	SHIVA KUMAR .	21BL2021	43/80 (53.75 %)	8/11 (72.73 %)	8/15 (53.33 %)	8/17 (47.06 %)	3/3 (100.00 %)
18	SIRISHA .A .	21BL2022	44/80 (55.00 %)	8/11 (72.73 %)	6/15 (40.00 %)	8/17 (47.06 %)	3/3 (100.00 %)
19	SNEHA BELLE .	21BL2023	56/80 (70.00 %)	10/11 (90.91 %)	6/10 (60.00 %)	15/25 (60.00 %)	3/3 (100.00 %)
20	UVAISH ALAM .	21BL2025	50/80 (62.50 %)	9/11 (81.82 %)	11/15 (73.33 %)	8/20 (40.00 %)	3/3 (100.00 %)
21	VARSHINI.SL .	21BL2026	49/80 (61.25 %)	9/11 (81.82 %)	11/15 (73.33 %)	16/23 (69.57 %)	3/3 (100.00 %)
Student Performance Threshold				50%	50%	50%	50%
Count of Participating Students				21	21	21	21
Count of Students above Student Performance Threshold				17	13	15	18
COs Attainment				80.95%	61.90%	71.43%	85.71%

	PO 1	PO 2	PO 3	PO 4	PO 5	PO 6	PO 7	PO 8	
Microbiology	CO 1	Substantial	Moderate	None	None	None	None	Slight	None
	CO 2	Substantial	Moderate	None	None	None	None	Slight	None
	CO 3	Substantial	Slight	None	Slight	None	None	Slight	None
	CO 4	Substantial	Moderate	None	Slight	None	None	None	None
	CO 5	Substantial	None	None	None	None	None	None	None
	CO 6	Substantial	None	None	None	None	None	None	None

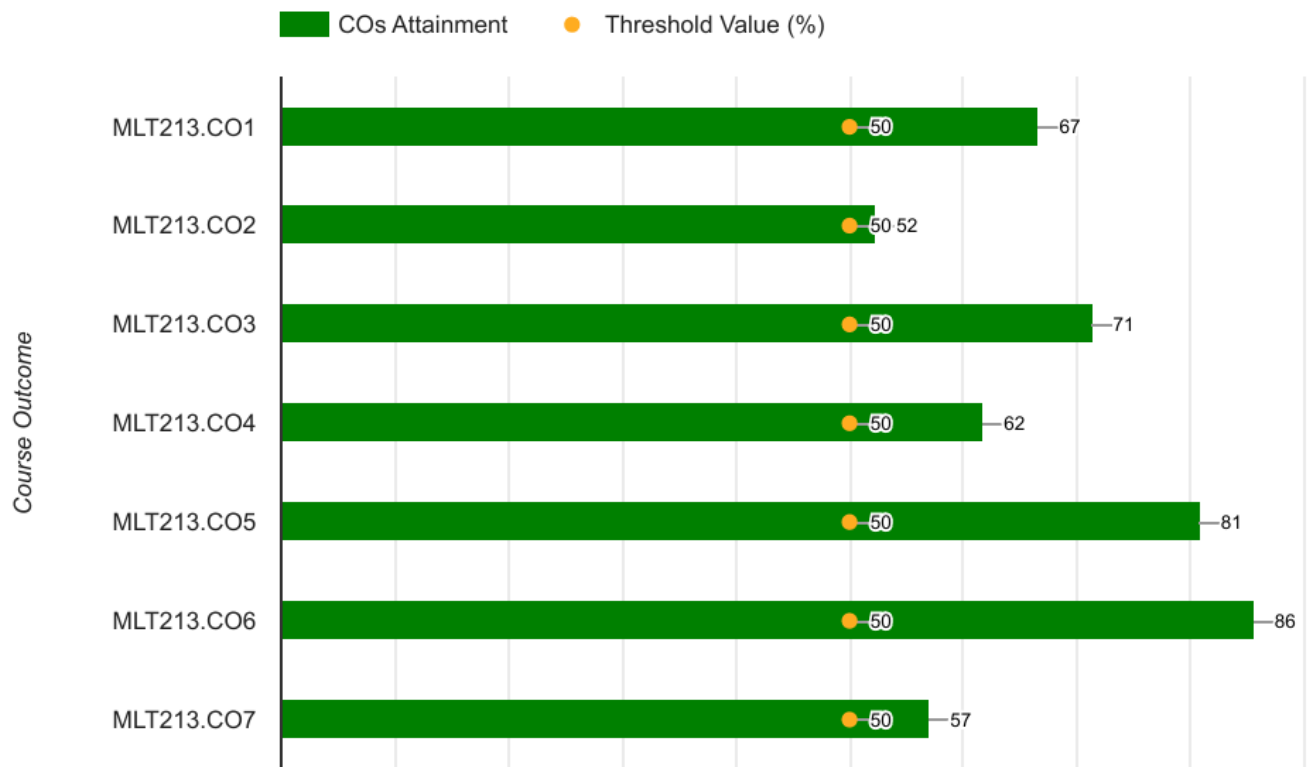
Sr	Name of the	Roll No	Performan	Cumulative	Cumulative	Cumulative	Cumulati	Cumulative
----	-------------	---------	-----------	------------	------------	------------	----------	------------

No	Student		ce	Marks for MLT212.CO3	Marks for MLT212.CO2	Marks for MLT212.CO1	ve Marks for MLT212.CO6	Marks for MLT212.CO5
1	ABHISHEK .PM .	21BL2001	51/80 (63.75 %)	24/34 (70.59 %)	21/32 (65.63 %)	3/8 (37.50 %)	3/6 (50.00)	-
2	AJAY KUMAR. SM	21BL2002	54/80 (67.50 %)	27/34 (79.41 %)	22/32 (68.75 %)	2/6 (33.33 %)	0/3 (0.00 %)	3/5 (60.00 %)
3	AKASH B KRISHNA .	21BL2003	43.5/80 (54.38 %)	19/29 (65.52 %)	19/30 (63.33 %)	2/8 (25.00 %)	2.5/8 (31.25 %)	1/5 (20.00 %)
4	ANKITHA KA .	21BL2004	54/80 (67.50 %)	26.5/34 (77.94 %)	22/32 (68.75 %)	0.5/3 (16.67 %)	3/6 (50.00)	2/5 (40.00 %)
5	BHOOMIKA .C .	21BL2005	62.5/80 (78.13 %)	28.5/34 (83.82 %)	26.5/35 (75.71 %)	1/3 (33.33 %)	6.5/8 (81.25)	-
6	CHAITHRA .V .	21BL2006	50/80 (62.50 %)	24.5/34 (72.06 %)	22/32 (68.75 %)	2.5/11 (22.73 %)	1/3 (33.33)	-
7	CHANDAN.G .	21BL2007	47/80 (58.75 %)	15.5/29 (53.45 %)	23/32 (71.88 %)	3.5/8 (43.75 %)	3/6 (50.00)	2/5 (40.00 %)
8	DARSHAN. M .	21BL2008	52/80 (65.00 %)	18/29 (62.07 %)	20/29 (68.97 %)	8/11 (72.73 %)	6/11 (54.55)	-
9	EDIGA YASHWANATH	21BL2009	35/80 (43.75 %)	10/24 (41.67 %)	17/32 (53.13 %)	3/11 (27.27 %)	3/8 (37.50)	2/5 (40.00 %)
10	MISBA TABASSUM .	21BL2010	53/80 (66.25 %)	23/29 (79.31 %)	23/35 (65.71 %)	1/3 (33.33 %)	5/8 (62.50)	1/5 (20.00 %)
11	NANDASHREE . K .	21BL2011	37/80 (46.25 %)	14/34 (41.18 %)	20/35 (57.14 %)	0/3 (0.00 %)	3/8 (37.50)	-
12	NANDITHA.S .	21BL2012	52/80 (65.00 %)	24/34 (70.59 %)	23/32 (71.88 %)	4/11 (36.36 %)	1/3 (33.33)	-
13	NISARGA BN. .	21BL2013	48/80 (60.00 %)	21/29 (72.41 %)	19/32 (59.38 %)	2/6 (33.33 %)	3/8 (37.50)	3/5 (60.00 %)
14	NITHYASHREE .R .	21BL2014	48.5/80 (60.63 %)	22/29 (75.86 %)	20.5/32 (64.06 %)	3/11 (27.27 %)	3/8 (37.50)	-
15	POORNIMA. NK .	21BL2015	54.5/80 (68.13 %)	24/34 (70.59 %)	25/35 (71.43 %)	2.5/8 (31.25 %)	3/3 (100.00)	-
16	PREMDEV VP. .	21BL2016	41.5/80 (51.88 %)	15/29 (51.72 %)	21/32 (65.63 %)	1.5/11 (13.64 %)	4/8 (50.00)	-
17	SHIVA KUMAR	21BL2021	45/80 (56.25 %)	16/24 (66.67 %)	21/32 (65.62 %)	3/11 (27.27 %)	3/8 (37.50)	2/5 (40.00 %)
18	SIRISHA .A .	21BL2022	58.5/80 (73.13 %)	26/34 (76.47 %)	22/30 (73.33 %)	1/3 (33.33 %)	6.5/8 (81.25)	3/5 (60.00 %)
19	SNEHA BELLE .	21BL2023	58.5/80 (73.13 %)	26.5/34 (77.94 %)	21/32 (65.63 %)	3/3 (100.00 %)	8/11 (72.73)	-
20	UVAISH ALAM .	21BL2025	45/80 (56.25 %)	20.5/34 (60.29 %)	15/24 (62.50 %)	1/6 (16.67 %)	7.5/11 (68.18)	1/5 (20.00 %)
21	VARSHINI.SL .	21BL2026	42.5/80 (53.13 %)	21.5/34 (63.24 %)	16/32 (50.00 %)	0/3 (0.00 %)	5/11 (45.45 %)	-
Student Performance Threshold				50%	50%	50%	50%	50%

Count of Participating Students	21	21	21	21	21
Count of Students above Student Performance Threshold	19	21	2	11	3
COs Attainment	90.48%	100.00%	9.52%	52.38%	14.29%

		PO 1	PO 2	PO 3	PO 4	PO 5	PO 6	PO 7	PO 8
PATHOLOGY	CO 1	Substantial	None	None	None	None	None	None	None
	CO 2	Substantial	None	None	None	None	None	Slight	None
	CO 3	Substantial	None	None	None	None	None	Slight	None
	CO 4	Substantial	None	None	None	None	None	Slight	None
	CO 5	Substantial	Moderate	None	None	None	None	Slight	None
	CO 6	Substantial	None	None	None	None	None	Slight	None
	CO 7	Substantial	None	None	None	None	None	Slight	None

PA - OCT 2022 COs Attainment Chart :



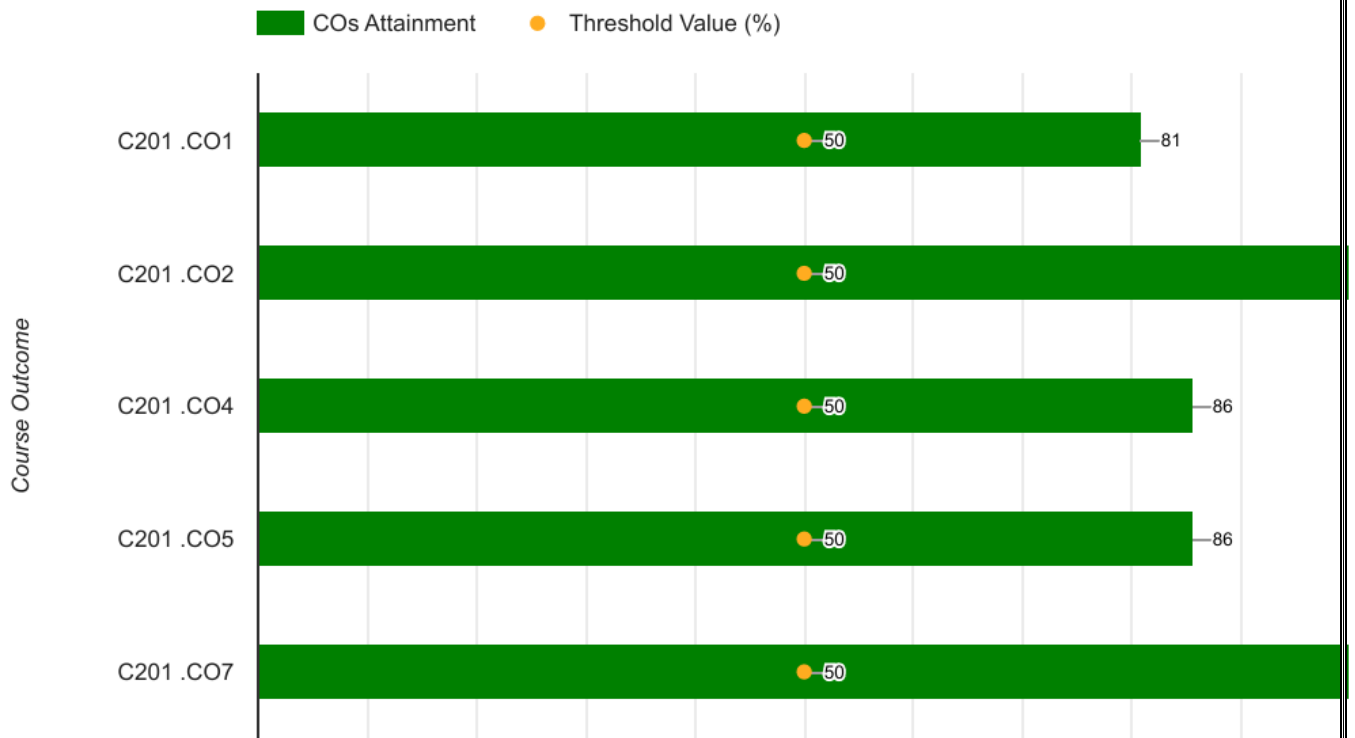
Sr No.	Name of the Student	Roll No	Performance	Cumulative Marks for MLT213.CO5	Cumulative Marks for MLT213.CO1	Cumulative Marks for MLT213.CO3	Cumulative Marks for MLT213.CO4	Cumulative Marks for MLT213.CO6	Cumulative Marks for MLT213.CO2	Cumulative Marks for MLT213.CO7
1	ABHISHEK .PM .	21BL2001	54/80 (67.50 %)	10.5/14 (75.00 %)	13.5/23 (58.70 %)	9.5/13 (73.08 %)	5/8 (62.50 %)	4.5/6 (75.00 %)	9/13 (69.23 %)	2/3 (66.67 %)
2	AJAY KUMAR. SM .	21BL2002	52.5/80 (65.63 %)	12/19 (63.16 %)	15/23 (65.22 %)	8.5/13 (65.38 %)	2/3 (66.67 %)	4/6 (66.67 %)	9/13 (69.23 %)	2/3 (66.67 %)
3	AKASH B KRISHNA .	21BL2003	28/80 (35.00 %)	7/19 (36.84 %)	8.5/26 (32.69 %)	3.5/8 (43.75 %)	2/8 (25.00 %)	2/3 (66.67 %)	5/13 (38.46 %)	0/3 (0.00 %)
4	ANKITHA KA .	21BL2004	54/80 (67.50 %)	10/14 (71.43 %)	17/23 (73.91 %)	8/13 (61.54 %)	4/8 (50.00 %)	4/6 (66.67 %)	9/13 (69.23 %)	2/3 (66.67 %)
5	BHOOMIK A .C .	21BL2005	56/80 (70.00 %)	13.5/19 (71.05 %)	17.5/23 (76.09 %)	5/8 (62.50 %)	5.5/8 (68.75 %)	4.5/6 (75.00 %)	8/13 (61.54 %)	2/3 (66.67 %)
6	CHAITHRA .V .	21BL2006	43/80 (53.75 %)	10.5/19 (55.26 %)	13.5/23 (58.70 %)	7/13 (53.85 %)	2/3 (66.67 %)	3/6 (50.00 %)	5/13 (38.46 %)	2/3 (66.67 %)
7	CHANDAN .G .	21BL2007	55/80 (68.75 %)	10/14 (71.43 %)	18/26 (69.23 %)	6/8 (75.00 %)	7/13 (53.85 %)	4/6 (66.67 %)	10/13 (76.92 %)	-
8	DARSHAN. M .	21BL2008	51/80 (63.75 %)	10.5/16 (65.63 %)	17.5/26 (67.31 %)	5.5/8 (68.75 %)	4.5/8 (56.25 %)	4/6 (66.67 %)	7/13 (53.85 %)	2/3 (66.67 %)
9	EDIGA YASHWAN TH .	21BL2009	36/80 (45.00 %)	9.5/19 (50.00 %)	7/21 (33.33 %)	5/13 (38.46 %)	4/8 (50.00 %)	2.5/3 (83.33 %)	6/13 (46.15 %)	2/3 (66.67 %)
10	MISBA TABASSU M .	21BL2010	43.5/80 (54.38 %)	11.5/19 (60.53 %)	15/29 (51.72 %)	8/13 (61.54 %)	-	4/6 (66.67 %)	5/13 (38.46 %)	-
11	NANDASH REE. K .	21BL2011	26.5/80 (33.13 %)	5/16 (31.25 %)	8/29 (27.59 %)	5.5/13 (42.31 %)	1/3 (33.33 %)	2/6 (33.33 %)	4/10 (40.00 %)	1/3 (33.33 %)
12	NANDITH A.S .	21BL2012	40/80 (50.00 %)	12/19 (63.16 %)	11.5/23 (50.00 %)	7.5/13 (57.69 %)	2/3 (66.67 %)	2/6 (33.33 %)	3/13 (23.08 %)	2/3 (66.67 %)
13	NISARGA BN. .	21BL2013	52.5/80 (65.63 %)	8.5/14 (60.71 %)	16.5/23 (71.74 %)	8.5/13 (65.38 %)	4/8 (50.00 %)	5/6 (83.33 %)	8/13 (61.54 %)	2/3 (66.67 %)
14	NITHYASH REE.R .	21BL2014	39.5/80 (49.38 %)	7.5/11 (68.18 %)	12/29 (41.38 %)	7/13 (53.85 %)	2/5 (40.00 %)	4/6 (66.67 %)	6/13 (46.15 %)	1/3 (33.33 %)
15	POORNIM	21BL2	47.5/80	11.5/19	15.5/26	8.5/13	2/3	2/3	6/13	2/3 (66.67 %)

5	A. NK .	015	(59.38 %)	(60.53 %)	(59.62 %)	(65.38 %)	(66.67 %)	(66.67 %)	(46.15 %)	
1 6	PREMDEV VP. .	21BL2 016	32/80 (40.00 %)	7/14 (50.00 %)	9.5/29 (32.76 %)	3.5/13 (26.92 %)	3/8 (37.50 %)	2/3 (66.67 %)	7/13 (53.85 %)	-
1 7	SHIVA KUMAR .	21BL2 021	29/80 (36.25 %)	9/19 (47.37 %)	3/21 (14.29 %)	5/13 (38.46 %)	3.5/8 (43.75 %)	4/6 (66.67 %)	4.5/13 (34.62 %)	-
1 8	SIRISHA .A .	21BL2 022	28.5/80 (35.63 %)	7/19 (36.84 %)	7/21 (33.33 %)	4.5/13 (34.62 %)	1/8 (12.50 %)	3/3 (100.00 %)	6/13 (46.15 %)	0/3 (0.00 %)
1 9	SNEHA BELLE .	21BL2 023	53/80 (66.25 %)	10/19 (52.63 %)	17/24 (70.83 %)	5/8 (62.50 %)	8/13 (61.54 %)	-	10/13 (76.92 %)	3/3 (100.00 %)
2 0	UVAISH ALAM .	21BL2 025	53.5/80 (66.88 %)	9.5/14 (67.86 %)	16.5/26 (63.46 %)	9/13 (69.23 %)	4.5/8 (56.25 %)	4/6 (66.67 %)	10/13 (76.92 %)	-
2 1	VARSHINI. SL .	21BL2 026	44/80 (55.00 %)	11.5/19 (60.53 %)	11/21 (52.38 %)	7/13 (53.85 %)	3.5/8 (43.75 %)	3/6 (50.00 %)	6/10 (60.00 %)	2/3 (66.67 %)
Student Performance Threshold				50%	50%	50%	50%	50%	50%	50%
Count of Participating Students				21	21	21	21	21	21	21
Count of Students above Student Performance Threshold				17	14	15	13	18	11	12
COs Attainment				80.95%	66.67%	71.43%	61.90%	85.71%	52.38 %	57.14%

CO-PO Mapping- BIOCHEMISTRY (PAPER-I, II,III)

		PO 1	PO 2	PO 3	PO 4	PO 5	PO 6	PO 7	PO 8
Biochemistry	CO 1	Substantial	Substantial	Slight	None	Slight	Slight	Slight	None
	CO 2	Substantial	Substantial	Slight	None	Moderate	Moderate	Slight	None
	CO 3	Substantial	Substantial	Moderate	Slight	Slight	Moderate	Moderate	Slight
	CO 4	Substantial	Substantial	Moderate	Slight	Slight	Slight	Moderate	Slight
	CO 5	Substantial	Substantial	Slight	Slight	Slight	Moderate	Moderate	Slight
	CO 6	Substantial	Moderate	Slight	Slight	Slight	Moderate	Moderate	None
	CO 7	Substantial	Substantial	Moderate	Slight	Slight	Moderate	Moderate	Slight
	CO 8	Substantial	Substantial	Slight	None	Slight	Moderate	Moderate	None

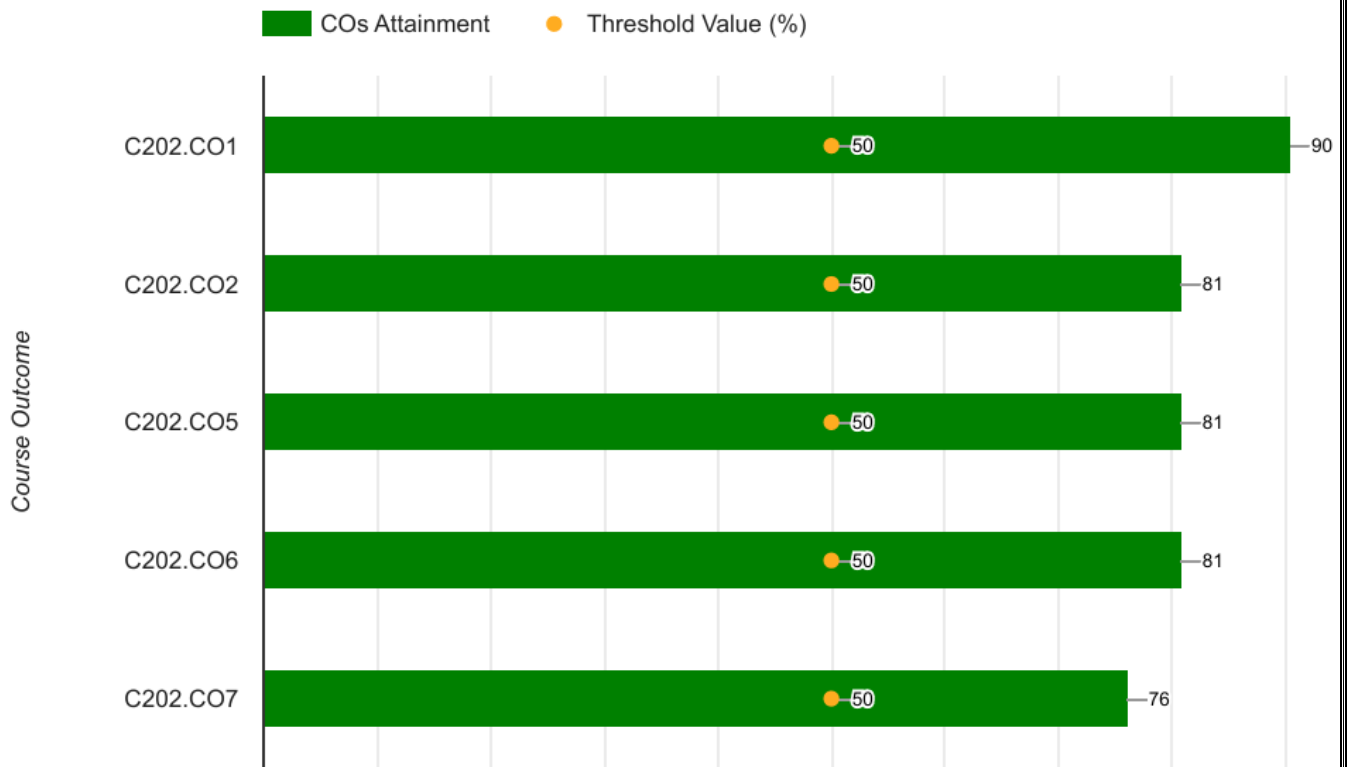
BI I - April 2023 Exam COs Attainment Chart :



Sr No	Name of the Student	Roll No	Performance	Cumulative Marks for C201 .CO1	Cumulative Marks for C201	Cumulative Marks for C201	Cumulative Marks for C201 .CO4	Cumulative Marks for C201
-------	---------------------	---------	-------------	--------------------------------	---------------------------	---------------------------	--------------------------------	---------------------------

					.CO5	.CO2		.CO7
1	ABHISHEK .PM .	21BL2001	62/80 (77.50 %)	41/54 (75.93 %)	4/5 (80.00 %)	4/5 (80.00 %)	10/13 (76.92 %)	3/3 (100.00 %)
2	AJAY KUMAR. SM .	21BL2002	62/80 (77.50 %)	45/54 (83.33 %)	3/5 (60.00 %)	3/5 (60.00 %)	8/13 (61.54 %)	3/3 (100.00 %)
3	AKASH B KRISHNA .	21BL2003	32/80 (40.00 %)	18/54 (33.33 %)	3/5 (60.00 %)	3/5 (60.00 %)	5/13 (38.46 %)	3/3 (100.00 %)
4	ANKITHA KA .	21BL2004	61/80 (76.25 %)	41/54 (75.93 %)	3/5 (60.00 %)	4/5 (80.00 %)	10/13 (76.92 %)	3/3 (100.00 %)
5	BHOOMIKA .C .	21BL2005	63/80 (78.75 %)	42/54 (77.78 %)	4/5 (80.00 %)	4/5 (80.00 %)	10/13 (76.92 %)	3/3 (100.00 %)
6	CHAITHRA .V .	21BL2006	62/80 (77.50 %)	42/54 (77.78 %)	3/5 (60.00 %)	4/5 (80.00 %)	10/13 (76.92 %)	3/3 (100.00 %)
7	CHANDAN.G .	21BL2007	53/80 (66.25 %)	35/54 (64.81 %)	3/5 (60.00 %)	4/5 (80.00 %)	8/13 (61.54 %)	3/3 (100.00 %)
8	DARSHAN. M .	21BL2008	64/80 (80.00 %)	44/54 (81.48 %)	4/5 (80.00 %)	3/5 (60.00 %)	10/13 (76.92 %)	3/3 (100.00 %)
9	EDIGA YASHWANTH .	21BL2009	42/80 (52.50 %)	25/54 (46.30 %)	3/5 (60.00 %)	3/5 (60.00 %)	8/13 (61.54 %)	3/3 (100.00 %)
10	MISBA TABASSUM .	21BL2010	52/80 (65.00 %)	37/54 (68.52 %)	2/5 (40.00 %)	3/5 (60.00 %)	7/13 (53.85 %)	3/3 (100.00 %)
11	NANDASHREE. K .	21BL2011	48/80 (60.00 %)	31/54 (57.41 %)	3/5 (60.00 %)	3/5 (60.00 %)	8/13 (61.54 %)	3/3 (100.00 %)
12	NANDITHA.S .	21BL2012	49/80 (61.25 %)	30/54 (55.56 %)	3/5 (60.00 %)	4/5 (80.00 %)	9/13 (69.23 %)	3/3 (100.00 %)
13	NISARGA BN. .	21BL2013	61/80 (76.25 %)	40/54 (74.07 %)	4/5 (80.00 %)	4/5 (80.00 %)	10/13 (76.92 %)	3/3 (100.00 %)
14	NITHYASHREE. R .	21BL2014	46/80 (57.50 %)	29/54 (53.70 %)	4/5 (80.00 %)	4/5 (80.00 %)	6/13 (46.15 %)	3/3 (100.00 %)
15	POORNIMA. NK .	21BL2015	61/80 (76.25 %)	42/54 (77.78 %)	3/5 (60.00 %)	3/5 (60.00 %)	10/13 (76.92 %)	3/3 (100.00 %)
16	PREMDEV VP. .	21BL2016	44/80 (55.00 %)	28/54 (51.85 %)	1/5 (20.00 %)	3/5 (60.00 %)	9/13 (69.23 %)	3/3 (100.00 %)
17	SHIVA KUMAR .	21BL2021	21/80 (26.25 %)	13/54 (24.07 %)	0/5 (0.00 %)	3/5 (60.00 %)	2/13 (15.38 %)	3/3 (100.00 %)
18	SIRISHA .A .	21BL2022	42/80 (52.50 %)	25/54 (46.30 %)	3/5 (60.00 %)	4/5 (80.00 %)	8/13 (61.54 %)	2/3 (66.67 %)
19	SNEHA BELLE .	21BL2023	57/80 (71.25 %)	35/54 (64.81 %)	3/5 (60.00 %)	4/5 (80.00 %)	12/13 (92.31 %)	3/3 (100.00 %)
20	UVAISH ALAM .	21BL2025	54/80 (67.50 %)	33/54 (61.11 %)	3/5 (60.00 %)	4/5 (80.00 %)	11/13 (84.62 %)	3/3 (100.00 %)
21	VARSHINI.SL .	21BL2026	50/80 (62.50 %)	28/54 (51.85 %)	3/5 (60.00 %)	4/5 (80.00 %)	12/13 (92.31 %)	3/3 (100.00 %)
Student Performance Threshold				50%	50%	50%	50%	50%
Count of Participating Students				21	21	21	21	21
Count of Students above Student Performance Threshold				17	18	21	18	21
COs Attainment				80.95%	85.71%	100.00%	85.71%	100.00%

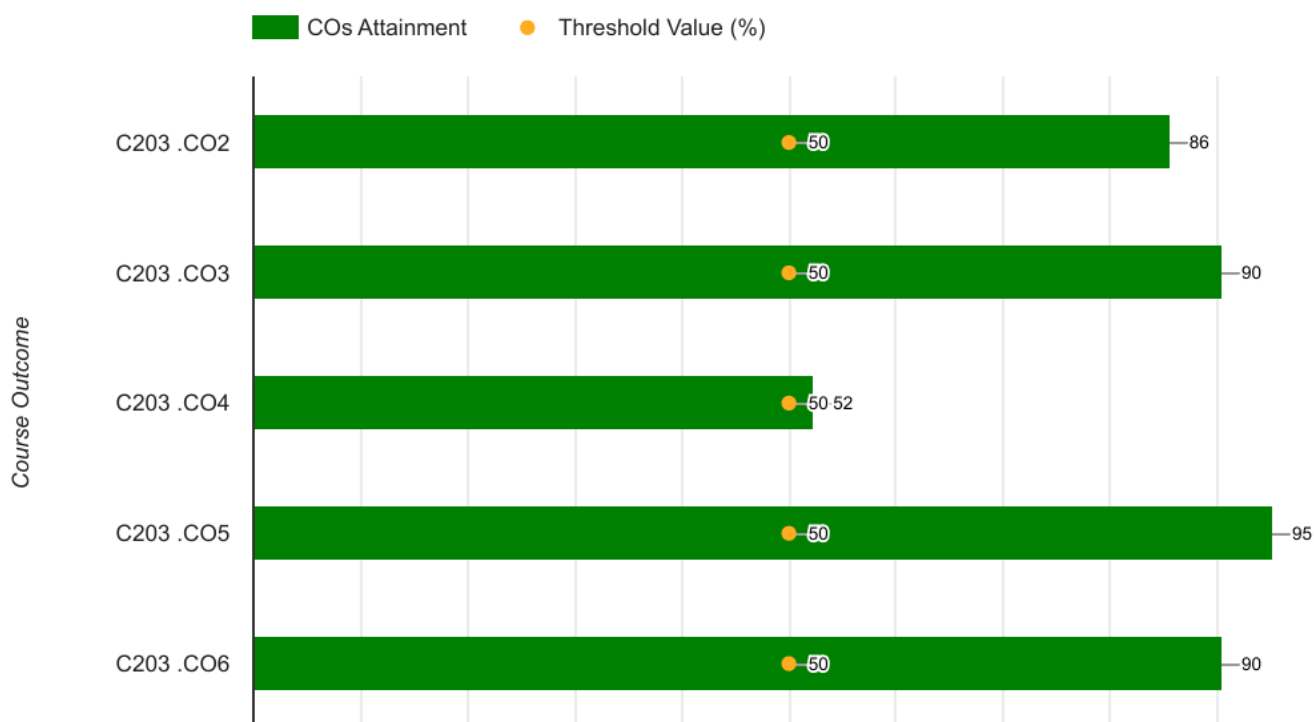
BI II - April 2023 Exam COs Attainment Chart :



Sr No.	Name of the Student	Roll No	Performance	Cumulative Marks for C202.CO7	Cumulative Marks for C202.CO6	Cumulative Marks for C202.CO1	Cumulative Marks for C202.CO5	Cumulative Marks for C202.CO2
1	ABHISHEK .PM .	21BL2001	66/80 (82.50 %)	20/25 (80.00 %)	14/19 (73.68 %)	23/25 (92.00 %)	4/5 (80.00 %)	5/6 (83.33 %)
2	AJAY KUMAR. SM .	21BL2002	66/80 (82.50 %)	19/25 (76.00 %)	17/19 (89.47 %)	22/25 (88.00 %)	4/5 (80.00 %)	4/6 (66.67 %)
3	AKASH B KRISHNA .	21BL2003	43/80 (53.75 %)	10/25 (40.00 %)	9/19 (47.37 %)	17/25 (68.00 %)	3/5 (60.00 %)	4/6 (66.67 %)
4	ANKITHA KA .	21BL2004	65/80 (81.25 %)	20/25 (80.00 %)	17/19 (89.47 %)	19/25 (76.00 %)	4/5 (80.00 %)	5/6 (83.33 %)
5	BHOOMIKA .C .	21BL2005	70/80 (87.50 %)	20/25 (80.00 %)	17/19 (89.47 %)	23/25 (92.00 %)	5/5 (100.00 %)	5/6 (83.33 %)
6	CHAITHRA .V .	21BL2006	65/80 (81.25 %)	21/25 (84.00 %)	14/19 (73.68 %)	22/25 (88.00 %)	3/5 (60.00 %)	5/6 (83.33 %)
7	CHANDAN.G .	21BL2007	47/80 (58.75 %)	16/25 (64.00 %)	13/19 (68.42 %)	13/25 (52.00 %)	3/5 (60.00 %)	2/6 (33.33 %)
8	DARSHAN. M .	21BL2008	61/80 (76.25 %)	15/25 (60.00 %)	16/19 (84.21 %)	21/25 (84.00 %)	4/5 (80.00 %)	5/6 (83.33 %)
9	EDIGA YASHWANATH .	21BL2009	29/80 (36.25 %)	11/25 (44.00 %)	4/19 (21.05 %)	8/25 (32.00 %)	2/5 (40.00 %)	4/6 (66.67 %)
10	MISBA TABASSUM .	21BL2010	52/80 (65.00 %)	16/25 (64.00 %)	11/19 (57.89 %)	17/25 (68.00 %)	4/5 (80.00 %)	4/6 (66.67 %)
11	NANDASHREE. K .	21BL2011	39/80 (48.75 %)	9/25 (36.00 %)	8/19 (42.11 %)	14/25 (56.00 %)	2/5 (40.00 %)	6/6 (100.00 %)
12	NANDITHA.S .	21BL2012	48/80 (60.00 %)	15/25 (60.00 %)	11/19 (57.89 %)	16/25 (64.00 %)	3/5 (60.00 %)	3/6 (50.00 %)
13	NISARGA BN. .	21BL2013	75/80 (93.75 %)	23/25 (92.00 %)	17/19 (89.47 %)	24/25 (96.00 %)	5/5 (100.00 %)	6/6 (100.00 %)
14	NITHYASHREE.R .	21BL2014	58/80 (72.50 %)	17/25 (68.00 %)	15/19 (78.95 %)	17/25 (68.00 %)	3/5 (60.00 %)	6/6 (100.00 %)
15	POORNIMA. NK .	21BL2015	70/80 (87.50 %)	21/25 (84.00 %)	16/19 (84.21 %)	23/25 (92.00 %)	4/5 (80.00 %)	6/6 (100.00 %)
16	PREMDEV VP. .	21BL2016	60/80 (75.00 %)	15/25 (60.00 %)	16/19 (84.21 %)	21/25 (84.00 %)	2/5 (40.00 %)	6/6 (100.00 %)
17	SHIVA KUMAR .	21BL2021	21/80 (26.25 %)	8/25 (32.00 %)	2/19 (10.53 %)	10/25 (40.00 %)	1/5 (20.00 %)	0/6 (0.00 %)
18	SIRISHA .A .	21BL2022	42/80 (52.50 %)	12/25 (48.00 %)	12/19 (63.16 %)	14/25 (56.00 %)	3/5 (60.00 %)	1/6 (16.67 %)
19	SNEHA BELLE .	21BL2023	67/80 (83.75 %)	21/25 (84.00 %)	17/19 (89.47 %)	20/25 (80.00 %)	4/5 (80.00 %)	5/6 (83.33 %)
20	UVAISH ALAM .	21BL2025	55/80 (68.75 %)	18/25	13/19	15/25	4/5 (80.00 %)	5/6 (83.33 %)

			%	(72.00 %)	(68.42 %)	(60.00 %)	%	%
21	VARSHINI.SL .	21BL2026	50/80 (62.50 %)	17/25 (68.00 %)	10/19 (52.63 %)	17/25 (68.00 %)	4/5 (80.00 %)	2/6 (33.33 %)
Student Performance Threshold				50%	50%	50%	50%	50%
Count of Participating Students				21	21	21	21	21
Count of Students above Student Performance Threshold				16	17	19	17	17
COs Attainment				76.19%	80.95%	90.48%	80.95%	80.95%

BI III - April 2023 Exam COs Attainment Chart :



Sr No.	Name of the Student	Roll No	Performance	Cumulative Marks for	Cumulative Marks for	Cumulative Marks for	Cumulative Marks for	Cumulative Marks for
--------	---------------------	---------	-------------	----------------------	----------------------	----------------------	----------------------	----------------------

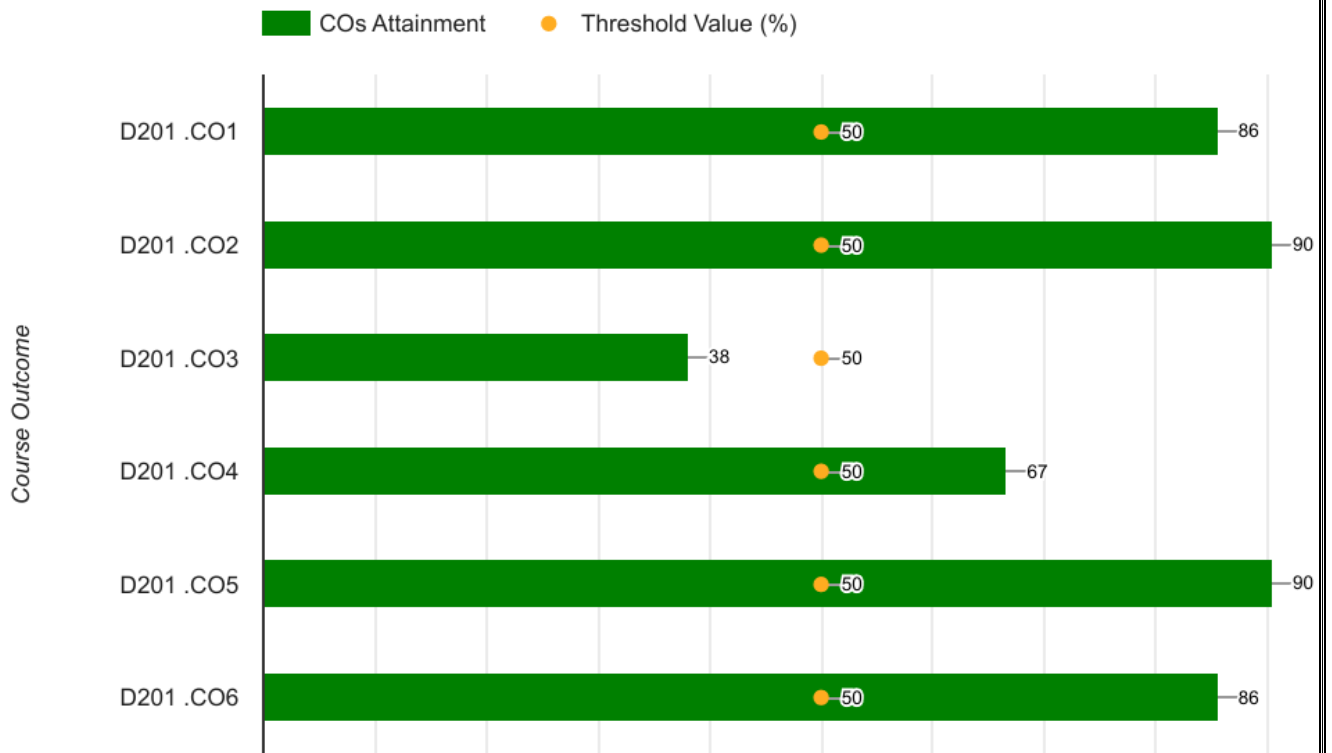
				C203 .CO6	C203 .CO4	C203 .CO3	C203 .CO2	C203 .CO5
1	ABHISHEK .PM .	21BL2001	62/80 (77.50 %)	7/10 (70.00 %)	21/27 (77.78 %)	10/16 (62.50 %)	10/11 (90.91 %)	14/16 (87.50 %)
2	AJAY KUMAR. SM .	21BL2002	62/80 (77.50 %)	8/10 (80.00 %)	21/27 (77.78 %)	12/16 (75.00 %)	8/11 (72.73 %)	13/16 (81.25 %)
3	AKASH B KRISHNA .	21BL2003	32/80 (40.00 %)	5/10 (50.00 %)	3/27 (11.11 %)	8/16 (50.00 %)	5/11 (45.45 %)	11/16 (68.75 %)
4	ANKITHA KA .	21BL2004	61/80 (76.25 %)	6/10 (60.00 %)	20/27 (74.07 %)	12/16 (75.00 %)	10/11 (90.91 %)	13/16 (81.25 %)
5	BHOOMIKA .C .	21BL2005	63/80 (78.75 %)	7/10 (70.00 %)	21/27 (77.78 %)	12/16 (75.00 %)	9/11 (81.82 %)	14/16 (87.50 %)
6	CHAITHRA .V .	21BL2006	62/80 (77.50 %)	7/10 (70.00 %)	19/27 (70.37 %)	12/16 (75.00 %)	10/11 (90.91 %)	14/16 (87.50 %)
7	CHANDAN.G .	21BL2007	53/80 (66.25 %)	7/10 (70.00 %)	16/27 (59.26 %)	10/16 (62.50 %)	8/11 (72.73 %)	12/16 (75.00 %)
8	DARSHAN. M .	21BL2008	64/80 (80.00 %)	7/10 (70.00 %)	21/27 (77.78 %)	13/16 (81.25 %)	9/11 (81.82 %)	14/16 (87.50 %)
9	EDIGA YASHWANTH .	21BL2009	42/80 (52.50 %)	7/10 (70.00 %)	7/27 (25.93 %)	9/16 (56.25 %)	6/11 (54.55 %)	13/16 (81.25 %)
10	MISBA TABASSUM .	21BL2010	52/80 (65.00 %)	7/10 (70.00 %)	16/27 (59.26 %)	10/16 (62.50 %)	8/11 (72.73 %)	11/16 (68.75 %)
11	NANDASHREE. K .	21BL2011	25/80 (31.25 %)	4/10 (40.00 %)	3/27 (11.11 %)	5/16 (31.25 %)	5/11 (45.45 %)	8/16 (50.00 %)
12	NANDITHA.S .	21BL2012	49/80 (61.25 %)	7/10 (70.00 %)	9/27 (33.33 %)	9/16 (56.25 %)	10/11 (90.91 %)	14/16 (87.50 %)
13	NISARGA BN. .	21BL2013	61/80 (76.25 %)	8/10 (80.00 %)	16/27 (59.26 %)	13/16 (81.25 %)	10/11 (90.91 %)	14/16 (87.50 %)
14	NITHYASHREE.R .	21BL2014	46/80 (57.50 %)	7/10 (70.00 %)	14/27 (51.85 %)	13/16 (81.25 %)	9/11 (81.82 %)	3/16 (18.75 %)
15	POORNIMA. NK .	21BL2015	61/80 (76.25 %)	8/10 (80.00 %)	18/27 (66.67 %)	12/16 (75.00 %)	9/11 (81.82 %)	14/16 (87.50 %)
16	PREMDEV VP. .	21BL2016	44/80 (55.00 %)	7/10 (70.00 %)	7/27 (25.93 %)	9/16 (56.25 %)	8/11 (72.73 %)	13/16 (81.25 %)
17	SHIVA KUMAR .	21BL2021	21/80 (26.25 %)	4/10 (40.00 %)	0/27 (0.00 %)	5/16 (31.25 %)	3/11 (27.27 %)	9/16 (56.25 %)
18	SIRISHA .A .	21BL2022	42/80 (52.50 %)	6/10 (60.00 %)	7/27 (25.93 %)	8/16 (50.00 %)	9/11 (81.82 %)	12/16 (75.00 %)
19	SNEHA BELLE .	21BL2023	57/80 (71.25 %)	8/10 (80.00 %)	10/27 (37.04 %)	14/16 (87.50 %)	10/11 (90.91 %)	15/16 (93.75 %)
20	UVAISH ALAM .	21BL2025	54/80 (67.50 %)	7/10 (70.00 %)	11/27 (40.74 %)	13/16 (81.25 %)	10/11 (90.91 %)	13/16 (81.25 %)
21	VARSHINI.SL .	21BL2026	50/80 (62.50 %)	8/10 (80.00 %)	6/27 (22.22 %)	13/16 (81.25 %)	10/11 (90.91 %)	13/16 (81.25 %)
Student Performance Threshold				50%	50%	50%	50%	50%
Count of Participating Students				21	21	21	21	21
Count of Students above Student Performance Threshold				19	11	19	18	20
COs Attainment				90.48%	52.38%	90.48%	85.71%	95.24%

FOURTH SEMESTER

CO-PO MAPPING- MICROBIOLOGY (I, II, III)

	PO 1	PO 2	PO 3	PO 4	PO 5	PO 6	PO 7	PO 8	
Microbiology	CO 1	Substantial	Substantial	Moderate	None	Slight	Moderate	Slight	None
	CO 2	Substantial	Substantial	Slight	None	Slight	Moderate	Moderate	None
	CO 3	Substantial	Substantial	Substantial	None	Moderate	Moderate	Slight	Slight
	CO 4	Substantial	Substantial	Moderate	Slight	Moderate	Moderate	Moderate	None
	CO 5	Substantial	Substantial	Moderate	None	Slight	Moderate	Moderate	None
	CO 6	Substantial	Substantial	Moderate	None	Moderate	Moderate	Slight	None

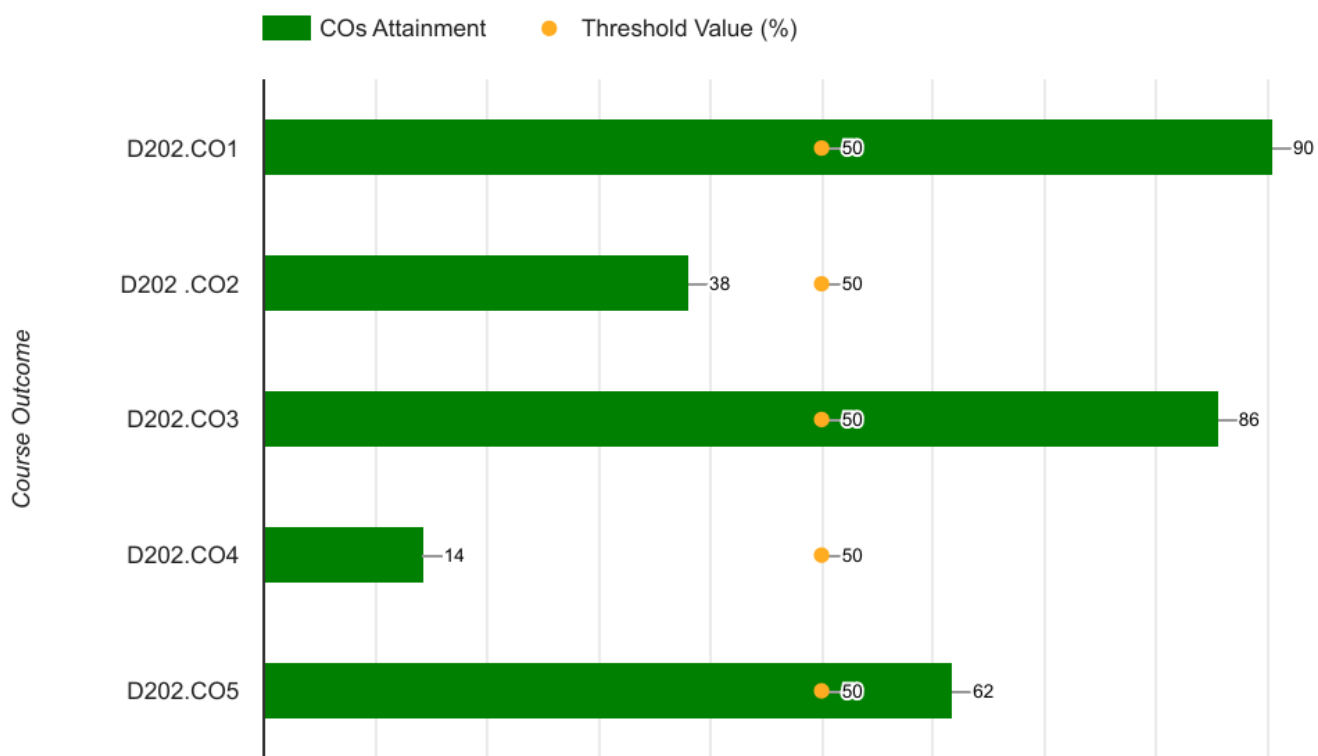
MI I - Oct 2023 Exam COs Attainment Chart :



Sr No	Name of the Student	Roll No	Performance	Cumulative Marks for D201 .CO2	Cumulative Marks for D201 .CO1	Cumulative Marks for D201 .CO4	Cumulative Marks for D201 .CO3	Cumulative Marks for D201 .CO5	Cumulative Marks for D201 .CO6
1	ABHISHEK .PM .	21BL2001	58/80 (72.50 %)	17/24 (70.83 %)	17/24 (70.83 %)	15/21 (71.43 %)	4/5 (80.00 %)	2/3 (66.67 %)	3/3 (100.00 %)
2	AJAY KUMAR. SM .	21BL2002	52/80 (65.00 %)	15/24 (62.50 %)	16/24 (66.67 %)	14/21 (66.67 %)	3/5 (60.00 %)	2/3 (66.67 %)	2/3 (66.67 %)
3	AKASH B KRISHNA .	21BL2003	43/80 (53.75 %)	15/24 (62.50 %)	14/24 (58.33 %)	10/21 (47.62 %)	0/5 (0.00 %)	2/3 (66.67 %)	2/3 (66.67 %)
4	ANKITHA KA .	21BL2004	50/80 (62.50 %)	15/24 (62.50 %)	14/24 (58.33 %)	13/21 (61.90 %)	3/5 (60.00 %)	2/3 (66.67 %)	3/3 (100.00 %)
5	BHOOMIKA .C .	21BL2005	60/80 (75.00 %)	19/24 (79.17 %)	17/24 (70.83 %)	14/21 (66.67 %)	4/5 (80.00 %)	3/3 (100.00 %)	3/3 (100.00 %)
6	CHAITHRA .V .	21BL2006	52/80 (65.00 %)	18/24 (75.00 %)	17/24 (70.83 %)	11/21 (52.38 %)	2/5 (40.00 %)	2/3 (66.67 %)	2/3 (66.67 %)
7	CHANDAN.G .	21BL2007	41/80 (51.25 %)	14/24 (58.33 %)	13/24 (54.17 %)	10/21 (47.62 %)	1/5 (20.00 %)	1/3 (33.33 %)	2/3 (66.67 %)
8	DARSHAN. M .	21BL2008	50/80 (62.50 %)	15/24 (62.50 %)	16/24 (66.67 %)	13/21 (61.90 %)	2/5 (40.00 %)	2/3 (66.67 %)	2/3 (66.67 %)
9	EDIGA YASHWANTH .	21BL2009	52/80 (65.00 %)	15/24 (62.50 %)	18/24 (75.00 %)	13/21 (61.90 %)	1/5 (20.00 %)	2/3 (66.67 %)	3/3 (100.00 %)
10	MISBA TABASSUM .	21BL2010	43/80 (53.75 %)	12/24 (50.00 %)	12/24 (50.00 %)	14/21 (66.67 %)	2/5 (40.00 %)	1/3 (33.33 %)	2/3 (66.67 %)
11	NANDASHREE. K .	21BL2011	31/80 (38.75 %)	7/24 (29.17 %)	10/24 (41.67 %)	10/21 (47.62 %)	2/5 (40.00 %)	2/3 (66.67 %)	0/3 (0.00 %)
12	NANDITHA.S .	21BL2012	42/80 (52.50 %)	13/24 (54.17 %)	13/24 (54.17 %)	10/21 (47.62 %)	2/5 (40.00 %)	2/3 (66.67 %)	2/3 (66.67 %)
13	NISARGA BN. .	21BL2013	37/80 (46.25 %)	10/24 (41.67 %)	9/24 (37.50 %)	12/21 (57.14 %)	3/5 (60.00 %)	2/3 (66.67 %)	1/3 (33.33 %)
14	NITHYASHREE. R .	21BL2014	45/80 (56.25 %)	15/24 (62.50 %)	14/24 (58.33 %)	10/21 (47.62 %)	2/5 (40.00 %)	2/3 (66.67 %)	2/3 (66.67 %)
15	POORNIMA. NK .	21BL2015	51/80 (63.75 %)	14/24 (58.33 %)	14/24 (58.33 %)	14/21 (66.67 %)	3/5 (60.00 %)	3/3 (100.00 %)	3/3 (100.00 %)
16	PREMDEV VP. .	21BL2016	38/80 (47.50 %)	12/24 (50.00 %)	10/24 (41.67 %)	11/21 (52.38 %)	0/5 (0.00 %)	2/3 (66.67 %)	3/3 (100.00 %)
17	SHIVA KUMAR .	21BL2021	49/80 (61.25 %)	15/24 (62.50 %)	15/24 (62.50 %)	13/21 (61.90 %)	2/5 (40.00 %)	2/3 (66.67 %)	2/3 (66.67 %)
18	SIRISHA .A .	21BL2022	50/80 (62.50 %)	15/24 (62.50 %)	15/24 (62.50 %)	14/21 (66.67 %)	3/5 (60.00 %)	2/3 (66.67 %)	1/3 (33.33 %)
19	SNEHA BELLE .	21BL2023	44/80 (55.00 %)	15/24 (62.50 %)	15/24 (62.50 %)	8/21 (38.10 %)	2/5 (40.00 %)	2/3 (66.67 %)	2/3 (66.67 %)
20	UVAISH ALAM .	21BL2025	50/80 (62.50 %)	15/24 (62.50 %)	15/24 (62.50 %)	11/21 (52.38 %)	3/5 (60.00 %)	3/3 (100.00 %)	3/3 (100.00 %)
21	VARSHINI.SL .	21BL2026	46/80 (57.50 %)	14/24 (58.33 %)	15/24 (62.50 %)	10/21 (47.62 %)	2/5 (40.00 %)	2/3 (66.67 %)	3/3 (100.00 %)
Student Performance Threshold				50%	50%	50%	50%	50%	50%
Count of Participating Students				21	21	21	21	21	21

Count of Students above Student Performance Threshold	19	18	14	8	19	18
COs Attainment	90.48%	85.71%	66.67%	38.10%	90.48%	85.71%

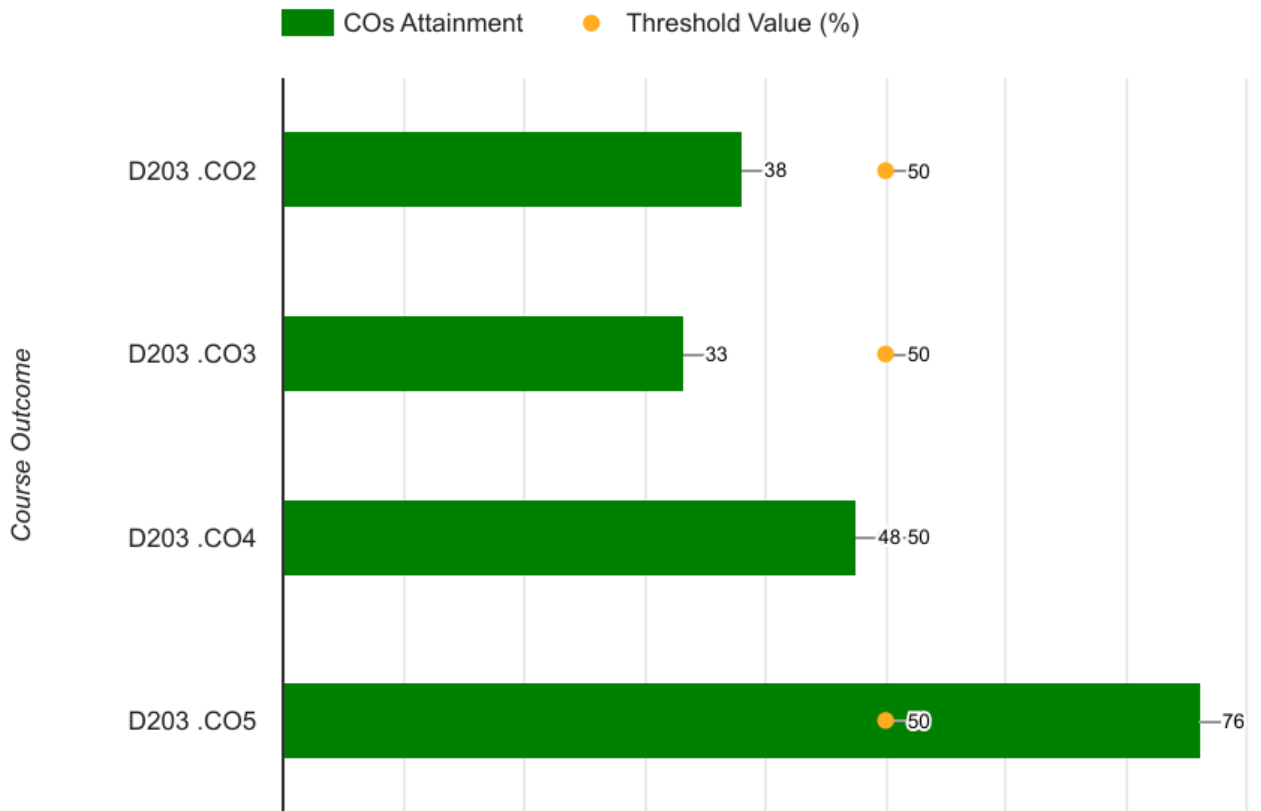
MI II - Oct 2023 Exam COs Attainment Chart :



Sr No.	Name of the Student	Roll No	Performance	Cumulative Marks for	Cumulative Marks for	Cumulative Marks for	Cumulative Marks for	Cumulative Marks for
--------	---------------------	---------	-------------	----------------------	----------------------	----------------------	----------------------	----------------------

				D202.CO4	D202.CO2	D202.CO5	D202.CO1	D202.CO3	
1	ABHISHEK .PM .	21BL2001	56/80 (70.00 %)	20/35 (57.14 %)	14/17 (82.35 %)	6/10 (60.00 %)	10/12 (83.33 %)	6/6 (100.00 %)	
2	AJAY KUMAR. SM .	21BL2002	39/80 (48.75 %)	14/35 (40.00 %)	6/17 (35.29 %)	6/10 (60.00 %)	10/12 (83.33 %)	3/6 (50.00 %)	
3	AKASH B KRISHNA .	21BL2003	33/80 (41.25 %)	9/35 (25.71 %)	7/17 (41.18 %)	4/10 (40.00 %)	8/12 (66.67 %)	5/6 (83.33 %)	
4	ANKITHA KA .	21BL2004	36/80 (45.00 %)	13/35 (37.14 %)	8/17 (47.06 %)	5/10 (50.00 %)	7/12 (58.33 %)	3/6 (50.00 %)	
5	BHOOMIKA .C .	21BL2005	47/80 (58.75 %)	16/35 (45.71 %)	12/17 (70.59 %)	6/10 (60.00 %)	10/12 (83.33 %)	3/6 (50.00 %)	
6	CHAITHRA .V .	21BL2006	39/80 (48.75 %)	13/35 (37.14 %)	10/17 (58.82 %)	6/10 (60.00 %)	7/12 (58.33 %)	3/6 (50.00 %)	
7	CHANDAN.G .	21BL2007	45/80 (56.25 %)	15/35 (42.86 %)	10/17 (58.82 %)	6/10 (60.00 %)	11/12 (91.67 %)	3/6 (50.00 %)	
8	DARSHAN. M .	21BL2008	35/80 (43.75 %)	13/35 (37.14 %)	6/17 (35.29 %)	5/10 (50.00 %)	8/12 (66.67 %)	3/6 (50.00 %)	
9	EDIGA YASHWANTH .	21BL2009	32/80 (40.00 %)	12/35 (34.29 %)	4/17 (23.53 %)	4/10 (40.00 %)	9/12 (75.00 %)	3/6 (50.00 %)	
10	MISBA TABASSUM .	21BL2010	43/80 (53.75 %)	18/35 (51.43 %)	10/17 (58.82 %)	5/10 (50.00 %)	7/12 (58.33 %)	3/6 (50.00 %)	
11	NANDASHREE. K .	21BL2011	30/80 (37.50 %)	14/35 (40.00 %)	5/17 (29.41 %)	6/10 (60.00 %)	3/12 (25.00 %)	2/6 (33.33 %)	
12	NANDITHA.S .	21BL2012	40/80 (50.00 %)	14/35 (40.00 %)	9/17 (52.94 %)	5/10 (50.00 %)	9/12 (75.00 %)	3/6 (50.00 %)	
13	NISARGA BN. .	21BL2013	35/80 (43.75 %)	11/35 (31.43 %)	6/17 (35.29 %)	6/10 (60.00 %)	9/12 (75.00 %)	3/6 (50.00 %)	
14	NITHYASHREE.R .	21BL2014	32/80 (40.00 %)	15/35 (42.86 %)	4/17 (23.53 %)	4/10 (40.00 %)	4/12 (33.33 %)	5/6 (83.33 %)	
15	POORNIMA. NK .	21BL2015	36/80 (45.00 %)	14/35 (40.00 %)	8/17 (47.06 %)	4/10 (40.00 %)	7/12 (58.33 %)	3/6 (50.00 %)	
16	PREMDEV VP. .	21BL2016	35/80 (43.75 %)	14/35 (40.00 %)	6/17 (35.29 %)	4/10 (40.00 %)	8/12 (66.67 %)	3/6 (50.00 %)	
17	SHIVA KUMAR .	21BL2021	31/80 (38.75 %)	15/35 (42.86 %)	4/17 (23.53 %)	4/10 (40.00 %)	7/12 (58.33 %)	1/6 (16.67 %)	
18	SIRISHA .A .	21BL2022	39/80 (48.75 %)	15/35 (42.86 %)	10/17 (58.82 %)	4/10 (40.00 %)	7/12 (58.33 %)	3/6 (50.00 %)	
19	SNEHA BELLE .	21BL2023	40/80 (50.00 %)	16/35 (45.71 %)	7/17 (41.18 %)	5/10 (50.00 %)	9/12 (75.00 %)	3/6 (50.00 %)	
20	UVAISH ALAM .	21BL2025	45/80 (56.25 %)	18/35 (51.43 %)	9/17 (52.94 %)	6/10 (60.00 %)	9/12 (75.00 %)	3/6 (50.00 %)	
21	VARSHINI.SL .	21BL2026	39/80 (48.75 %)	16/35 (45.71 %)	7/17 (41.18 %)	4/10 (40.00 %)	10/12 (83.33 %)	2/6 (33.33 %)	
Student Performance Threshold				50%	50%	50%	50%	50%	
Count of Participating Students				21	21	21	21	21	
Count of Students above Student Performance Threshold				3	8	13	19	18	
COs Attainment				14.29%	38.10%	61.90%	90.48%	85.71%	

MI III - Oct 2023 Exam COs Attainment Chart :



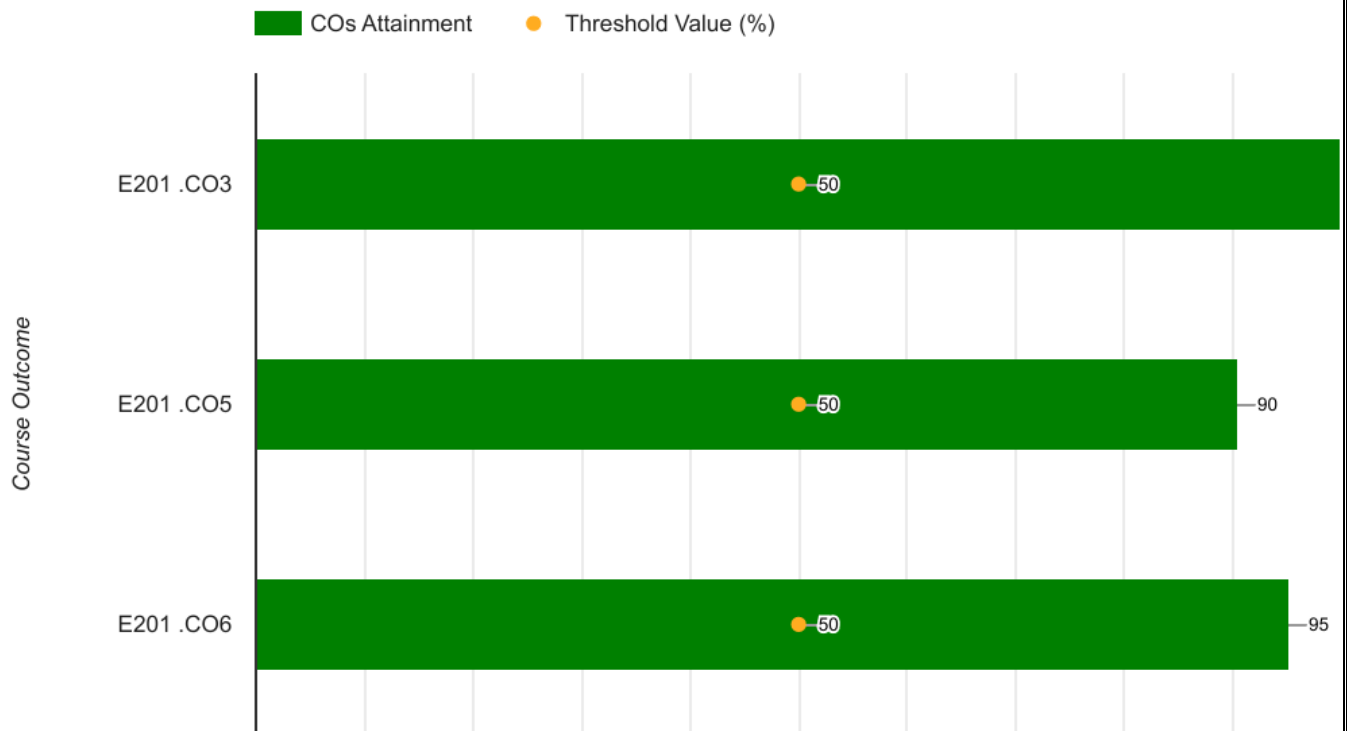
Sr No.	Name of the Student	Roll No	Performance	Cumulative Marks for D203 .CO4	Cumulative Marks for D203 .CO3	Cumulative Marks for D203 .CO5	Cumulative Marks for D203 .CO2
1	ABHISHEK .PM .	21BL2001	55/80 (68.75 %)	25/36 (69.44 %)	22/32 (68.75 %)	2/3 (66.67 %)	6/9 (66.67 %)
2	AJAY KUMAR.	21BL2002	44/80 (55.00 %)	20/36 (55.56 %)	17/32	3/3 (100.00 %)	4/9 (44.44 %)
3	AKASH B KRISHNA .	21BL2003	29/80 (36.25 %)	13/36 (36.11 %)	10/32 (31.25 %)	0/3 (0.00 %)	6/9 (66.67 %)
4	ANKITHA KA .	21BL2004	40/80 (50.00 %)	20/36 (55.56 %)	13/32 (40.63 %)	3/3 (100.00 %)	4/9 (44.44 %)
5	BHOOMIKA .C .	21BL2005	53/80 (66.25 %)	22/36 (61.11 %)	23/32 (71.88 %)	3/3 (100.00 %)	5/9 (55.56 %)
6	CHAITHRA .V .	21BL2006	41/80 (51.25 %)	18/36 (50.00 %)	16/32 (50.00 %)	3/3 (100.00 %)	4/9 (44.44 %)
7	CHANDAN.G .	21BL2007	50/80 (62.50 %)	21/36 (58.33 %)	19/32 (59.38 %)	3/3 (100.00 %)	7/9 (77.78 %)
8	DARSHAN. M .	21BL2008	45/80 (56.25 %)	18/36 (50.00 %)	19/32 (59.38 %)	3/3 (100.00 %)	5/9 (55.56 %)
9	EDIGA YASHWANTH .	21BL2009	39/80 (48.75 %)	17/36 (47.22 %)	16/32 (50.00 %)	2/3 (66.67 %)	4/9 (44.44 %)
10	MISBA TABASSUM .	21BL2010	40/80 (50.00 %)	19/36 (52.78 %)	14/32 (43.75 %)	2/3 (66.67 %)	5/9 (55.56 %)
11	NANDASHREE. K .	21BL2011	37/80 (46.25 %)	18/36 (50.00 %)	14/32 (43.75 %)	2/3 (66.67 %)	3/9 (33.33 %)
12	NANDITHA.S .	21BL2012	37/80 (46.25 %)	17/36 (47.22 %)	15/32 (46.88 %)	3/3 (100.00 %)	2/9 (22.22 %)
13	NISARGA BN. .	21BL2013	39/80 (48.75 %)	21/36 (58.33 %)	13/32 (40.63 %)	3/3 (100.00 %)	2/9 (22.22 %)
14	NITHYASHREE.R .	21BL2014	36/80 (45.00 %)	16/36 (44.44 %)	14/32 (43.75 %)	3/3 (100.00 %)	3/9 (33.33 %)
15	POORNIMA. NK .	21BL2015	35/80 (43.75 %)	15/36 (41.67 %)	13/32 (40.63 %)	2/3 (66.67 %)	5/9 (55.56 %)
16	PREMDEV VP. .	21BL2016	30/80 (37.50 %)	12/36 (33.33 %)	13/32 (40.63 %)	1/3 (33.33 %)	4/9 (44.44 %)
17	SHIVA KUMAR .	21BL2021	28/80 (35.00 %)	14/36 (38.89 %)	9/32 (28.13 %)	2/3 (66.67 %)	3/9 (33.33 %)
18	SIRISHA .A .	21BL2022	28/80 (35.00 %)	14/36 (38.89 %)	10/32 (31.25 %)	1/3 (33.33 %)	3/9 (33.33 %)
19	SNEHA BELLE .	21BL2023	25/80 (31.25 %)	13/36 (36.11 %)	8/32 (25.00 %)	1/3 (33.33 %)	3/9 (33.33 %)
20	UVAISH ALAM .	21BL2025	32/80 (40.00 %)	17/36 (47.22 %)	11/32 (34.38 %)	2/3 (66.67 %)	2/9 (22.22 %)
21	VARSHINI.SL .	21BL2026	35/80 (43.75 %)	15/36 (41.67 %)	14/32 (43.75 %)	1/3 (33.33 %)	5/9 (55.56 %)
Student Performance Threshold				50%	50%	50%	50%
Count of Participating Students				21	21	21	21
Count of Students above Student Performance Threshold				10	7	16	8
COs Attainment				47.62%	33.33%	76.19%	38.10%

SEMESTER-5

CO-PO MAPPING (PATHOLOGY - I, II, III)

Pathology		PO 1	PO 2	PO 3	PO 4	PO 5	PO 6	PO 7	PO 8
	CO 1	Substantia 	Substantia 	Moderate	Slight	Slight	Moderate	Moderate	None
	CO 2	Substantia 	Substantia 	Moderate	None	Slight	Moderate	Moderate	None
	CO 3	Substantia 	Substantia 	Moderate	None	Slight	Moderate	Moderate	None
	CO 4	Substantia 	Substantia 	Moderate	None	Slight	Moderate	Moderate	None
	CO 5	Substantia 	Substantia 	Moderate	None	Slight	Moderate	Moderate	None
	CO 6	Substantia 	Substantia 	Slight	None	Slight	Substantia 	Substantia 	None
	CO 7	Substantia 	Moderate	Moderate	Slight	Slight	Moderate	Substantia 	None
	CO 8	Substantia 	Substantia 	Moderate	None	Slight	Moderate	Moderate	None
	CO 9	Substantia 	Substantia 	Substantia 	Slight	Slight	Substantia 	Moderate	None

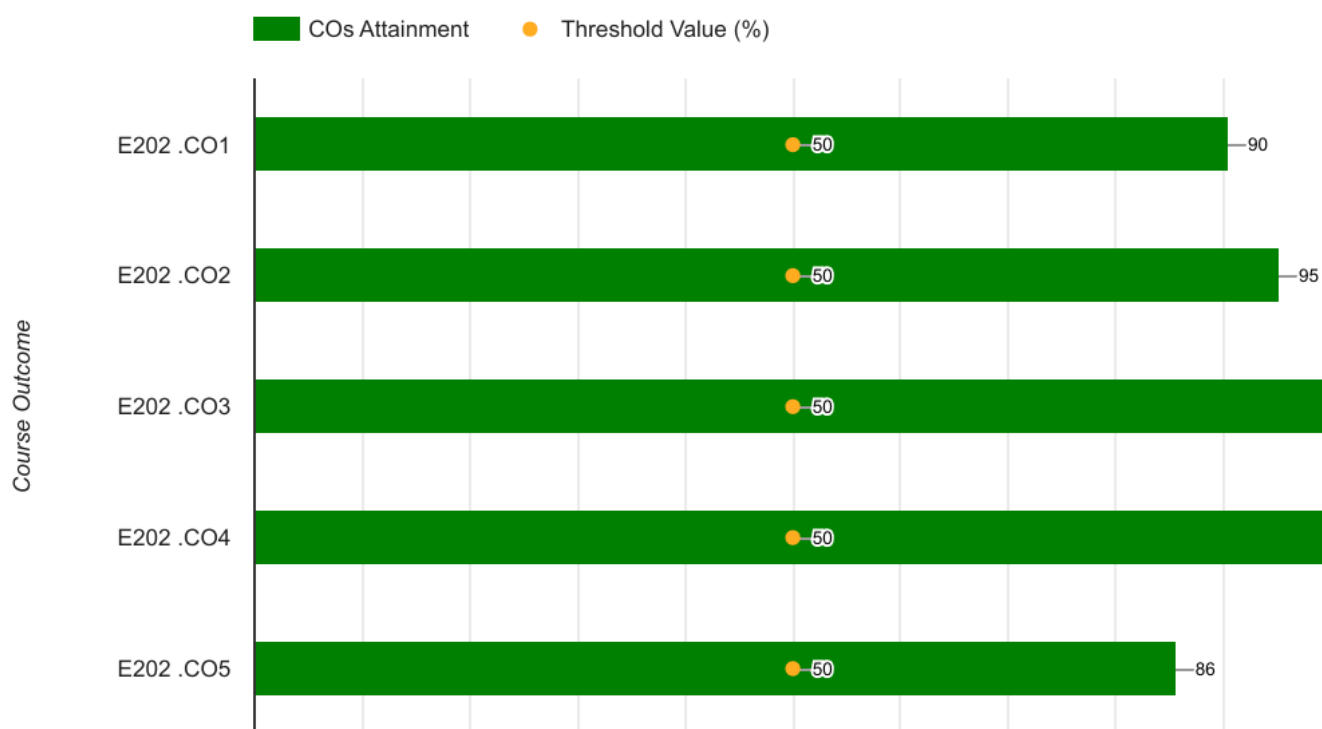
PA I - April 2024 Exam COs Attainment Chart :



Sr No.	Name of the Student	Roll No	Performance	Cumulative Marks for E201 .CO6	Cumulative Marks for E201	Cumulative Marks for E201 .CO5

				.CO3		
1	ABHISHEK .PM .	21BL2001	61.5/80 (76.88 %)	40.5/52 (77.88 %)	5/5 (100.00 %)	16/23 (69.57 %)
2	AJAY KUMAR. SM .	21BL2002	63/80 (78.75 %)	39.5/52 (75.96 %)	4/5 (80.00 %)	19.5/23 (84.78 %)
3	AKASH B KRISHNA .	21BL2003	31.5/80 (39.38 %)	19/52 (36.54 %)	3/5 (60.00 %)	9.5/23 (41.30 %)
4	ANKITHA KA .	21BL2004	63/80 (78.75 %)	42/52 (80.77 %)	4/5 (80.00 %)	17/23 (73.91 %)
5	BHOOMIKA .C .	21BL2005	62.5/80 (78.13 %)	41.5/52 (79.81 %)	5/5 (100.00 %)	16/23 (69.57 %)
6	CHAITHRA. V .	21BL2006	62/80 (77.50 %)	40/52 (76.92 %)	4/5 (80.00 %)	18/23 (78.26 %)
7	CHANDAN.G.	21BL2007	63/80 (78.75 %)	43/52 (82.69 %)	4/5 (80.00 %)	16/23 (69.57 %)
8	DARSHAN. M.	21BL2008	60.5/80 (75.63 %)	39/52 (75.00 %)	4/5 (80.00 %)	17.5/23 (76.09 %)
9	EDIGA YASHWANTH .	21BL2009	63.5/80 (79.38 %)	41.5/52 (79.81 %)	4/5 (80.00 %)	18/23 (78.26 %)
10	MISBA TABASSUM .	21BL2010	60.5/80 (75.63 %)	38.5/52 (74.04 %)	4/5 (80.00 %)	18/23 (78.26 %)
11	NANDASHREE. K .	21BL2011	46/80 (57.50 %)	32/52 (61.54 %)	4/5 (80.00 %)	10/23 (43.48 %)
12	NANDITHA.S .	21BL2012	56/80 (70.00 %)	37/52 (71.15 %)	4/5 (80.00 %)	15/23 (65.22 %)
13	NISARGA BN. .	21BL2013	63/80 (78.75 %)	41.5/52 (79.81 %)	4.5/5 (90.00 %)	17/23 (73.91 %)
14	NITHYASHREE.R .	21BL2014	60/80 (75.00 %)	40/52 (76.92 %)	4/5 (80.00 %)	16/23 (69.57 %)
15	POORNIMA. NK .	21BL2015	59/80 (73.75 %)	40.5/52 (77.88 %)	4/5 (80.00 %)	14.5/23 (63.04 %)
16	PREMDEV VP. .	21BL2016	59/80 (73.75 %)	38/52 (73.08 %)	4/5 (80.00 %)	17/23 (73.91 %)
17	SHIVA KUMAR .	21BL2021	55/80 (68.75 %)	37/52 (71.15 %)	4/5 (80.00 %)	14/23 (60.87 %)
18	SIRISHA .A .	21BL2022	60.5/80 (75.63 %)	40/52 (76.92 %)	4/5 (80.00 %)	16.5/23 (71.74 %)
19	SNEHA BELLE .	21BL2023	62/80 (77.50 %)	42/52 (80.77 %)	4/5 (80.00 %)	16/23 (69.57 %)
20	UVAISH ALAM .	21BL2025	62/80 (77.50 %)	41.5/52 (79.81 %)	4/5 (80.00 %)	16.5/23 (71.74 %)
21	VARSHINI.SL .	21BL2026	64/80 (80.00 %)	42/52 (80.77 %)	5/5 (100.00 %)	17/23 (73.91 %)
Student Performance Threshold				50%	50%	50%
Count of Participating Students				21	21	21
Count of Students above Student Performance Threshold				20	21	19
COs Attainment				95.24%	100.00%	90.48%

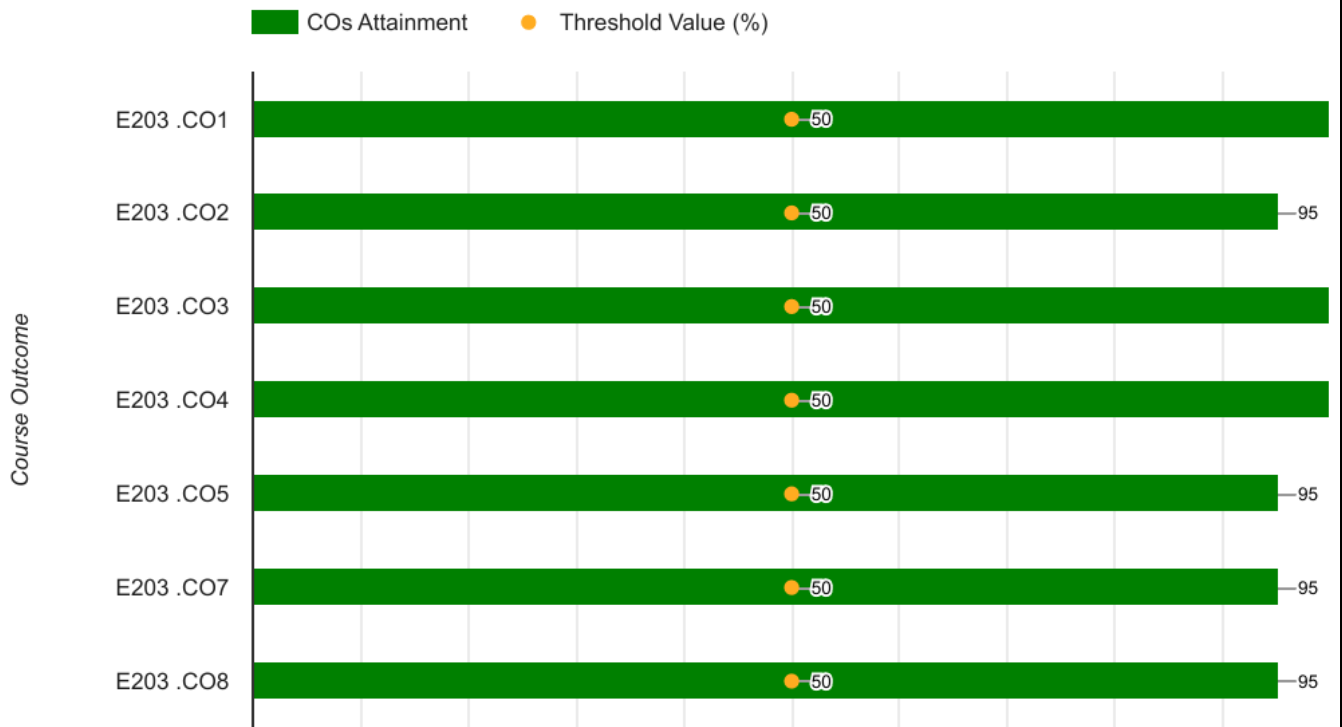
PA II - April 2024 Exam COs Attainment Chart :



Sr No.	Name of the Student	Roll No	Performance	Cumulative Marks for E202.CO3	Cumulative Marks for E202.CO2	Cumulative Marks for E202.CO1	Cumulative Marks for E202.CO4	Cumulative Marks for E202.CO5
1	ABHISHEK .PM .	21BL2001	62.5/80	29.5/39	11.5/14	5/5 (100.00)	13.5/16	3/6 (50.00)

			(78.13 %)	(75.64 %)	(82.14 %)	%	(84.38 %)	%
2	AJAY KUMAR. SM .	21BL2002	59.5/80 (74.38 %)	29/39 (74.36 %)	11/14 (78.57 %)	4.5/5 (90.00 %)	10/16 (62.50 %)	5/6 (83.33 %)
3	AKASH B KRISHNA .	21BL2003	44.5/80 (55.63 %)	23/39 (58.97 %)	7/14 (50.00 %)	3.5/5 (70.00 %)	10/16 (62.50 %)	1/6 (16.67 %)
4	ANKITHA KA .	21BL2004	61.5/80 (76.88 %)	28/39 (71.79 %)	11/14 (78.57 %)	4.5/5 (90.00 %)	13/16 (81.25 %)	5/6 (83.33 %)
5	BHOOMIKA .C .	21BL2005	63/80 (78.75 %)	30/39 (76.92 %)	11.5/14 (82.14 %)	4/5 (80.00 %)	12.5/16 (78.13 %)	5/6 (83.33 %)
6	CHAITHRA .V .	21BL2006	61.5/80 (76.88 %)	29.5/39 (75.64 %)	11.5/14 (82.14 %)	4.5/5 (90.00 %)	12.5/16 (78.13 %)	3.5/6 (58.33 %)
7	CHANDAN.G .	21BL2007	63/80 (78.75 %)	31/39 (79.49 %)	11/14 (78.57 %)	4.5/5 (90.00 %)	12.5/16 (78.13 %)	4/6 (66.67 %)
8	DARSHAN. M .	21BL2008	60.5/80 (75.63 %)	28/39 (71.79 %)	11.5/14 (82.14 %)	4/5 (80.00 %)	12/16 (75.00 %)	5/6 (83.33 %)
9	EDIGA YASHWANTH .	21BL2009	62.5/80 (78.13 %)	30/39 (76.92 %)	11/14 (78.57 %)	4/5 (80.00 %)	13.5/16 (84.38 %)	4/6 (66.67 %)
10	MISBA TABASSUM .	21BL2010	52.5/80 (65.63 %)	29/39 (74.36 %)	7/14 (50.00 %)	4/5 (80.00 %)	11.5/16 (71.88 %)	1/6 (16.67 %)
11	NANDASHREE. K .	21BL2011	49.5/80 (61.88 %)	27.5/39 (70.51 %)	8/14 (57.14 %)	4/5 (80.00 %)	9.5/16 (59.38 %)	0.5/6 (8.33 %)
12	NANDITHA.S .	21BL2012	55/80 (68.75 %)	25.5/39 (65.38 %)	12/14 (85.71 %)	3/5 (60.00 %)	10.5/16 (65.63 %)	4/6 (66.67 %)
13	NISARGA BN. .	21BL2013	63.5/80 (79.38 %)	29.5/39 (75.64 %)	12/14 (85.71 %)	4.5/5 (90.00 %)	13.5/16 (84.38 %)	4/6 (66.67 %)
14	NITHYASHREE.R .	21BL2014	56/80 (70.00 %)	29/39 (74.36 %)	10/14 (71.43 %)	2/5 (40.00 %)	11/16 (68.75 %)	4/6 (66.67 %)
15	POORNIMA. NK .	21BL2015	62/80 (77.50 %)	29.5/39 (75.64 %)	11/14 (78.57 %)	4/5 (80.00 %)	13/16 (81.25 %)	4.5/6 (75.00 %)
16	PREMDEV VP. .	21BL2016	56.5/80 (70.63 %)	27/39 (69.23 %)	10/14 (71.43 %)	4/5 (80.00 %)	10.5/16 (65.63 %)	5/6 (83.33 %)
17	SHIVA KUMAR .	21BL2021	46/80 (57.50 %)	24.5/39 (62.82 %)	5/14 (35.71 %)	2/5 (40.00 %)	9.5/16 (59.38 %)	5/6 (83.33 %)
18	SIRISHA .A .	21BL2022	61.5/80 (76.88 %)	28/39 (71.79 %)	10.5/14 (75.00 %)	4/5 (80.00 %)	13/16 (81.25 %)	6/6 (100.00 %)
19	SNEHA BELLE .	21BL2023	60/80 (75.00 %)	29.5/39 (75.64 %)	10/14 (71.43 %)	4/5 (80.00 %)	11.5/16 (71.88 %)	5/6 (83.33 %)
20	UVAISH ALAM .	21BL2025	64/80 (80.00 %)	31.5/39 (80.77 %)	11.5/14 (82.14 %)	4/5 (80.00 %)	13/16 (81.25 %)	4/6 (66.67 %)
21	VARSHINI.SL .	21BL2026	62.5/80 (78.13 %)	29.5/39 (75.64 %)	10.5/14 (75.00 %)	4/5 (80.00 %)	13.5/16 (84.38 %)	5/6 (83.33 %)
Student Performance Threshold				50%	50%	50%	50%	50%
Count of Participating Students				21	21	21	21	21
Count of Students above Student Performance Threshold				21	20	19	21	18
COs Attainment				100.00%	95.24%	90.48%	100.00%	85.71%

PA III - April 2024 Exam COs Attainment Chart :



Sr No.	Name of the Student	Roll No	Performance	Cumulative Marks for E203 .CO7	Cumulative Marks for E203 .CO2	Cumulative Marks for E203 .CO1	Cumulative Marks for E203 .CO8	Cumulative Marks for E203 .CO5	Cumulative Marks for E203 .CO4	Cumulative Marks for E203 .CO3
1	ABHISHEK .PM .	21BL2001	62/80 (77.50 %)	17.5/21 (83.33 %)	7.5/10 (75.00 %)	5/5 (100.00 %)	22.5/30 (75.00 %)	5.5/8 (68.75 %)	2/3 (66.67 %)	2/3 (66.67 %)
2	AJAY KUMAR. SM .	21BL2002	62/80 (77.50 %)	16/21 (76.19 %)	7.5/10 (75.00 %)	5/5 (100.00 %)	23/30 (76.67 %)	6.5/8 (81.25 %)	2/3 (66.67 %)	2/3 (66.67 %)
3	AKASH B KRISHNA .	21BL2003	35.5/80 (44.38 %)	6.5/21 (30.95 %)	6/10 (60.00 %)	3.5/5 (70.00 %)	13/30 (43.33 %)	2.5/8 (31.25 %)	2.5/3 (83.33 %)	1.5/3 (50.00 %)
4	ANKITHA KA .	21BL2004	62/80 (77.50 %)	16/21 (76.19 %)	8/10 (80.00 %)	4/5 (80.00 %)	24/30 (80.00 %)	6/8 (75.00 %)	2/3 (66.67 %)	2/3 (66.67 %)
5	BHOOMIKA .C .	21BL2005	62/80 (77.50 %)	15.5/21 (73.81 %)	8/10 (80.00 %)	4.5/5 (90.00 %)	24.5/30 (81.67 %)	5.5/8 (68.75 %)	2/3 (66.67 %)	2/3 (66.67 %)
6	CHAITHRA .V .	21BL2006	58.5/80 (73.13 %)	16/21 (76.19 %)	7/10 (70.00 %)	4/5 (80.00 %)	20.5/30 (68.33 %)	6/8 (75.00 %)	2/3 (66.67 %)	3/3 (100.00 %)
7	CHANDAN.G .	21BL2007	62.5/80 (78.13 %)	15.5/21 (73.81 %)	7.5/10 (75.00 %)	5/5 (100.00 %)	22.5/30 (75.00 %)	7/8 (87.50 %)	3/3 (100.00 %)	2/3 (66.67 %)
8	DARSHAN. M .	21BL2008	58.5/80 (73.13 %)	15.5/21 (73.81 %)	7.5/10 (75.00 %)	4.5/5 (90.00 %)	21/30 (70.00 %)	6/8 (75.00 %)	2/3 (66.67 %)	2/3 (66.67 %)
9	EDIGA YASHWANT H .	21BL2009	55.5/80 (69.38 %)	13.5/21 (64.29 %)	7/10 (70.00 %)	4.5/5 (90.00 %)	18/30 (60.00 %)	7/8 (87.50 %)	3/3 (100.00 %)	2.5/3 (83.33 %)
10	MISBA TABASSUM .	21BL2010	55.5/80 (69.38 %)	14.5/21 (69.05 %)	8/10 (80.00 %)	4/5 (80.00 %)	19/30 (63.33 %)	6/8 (75.00 %)	2/3 (66.67 %)	2/3 (66.67 %)
11	NANDASHRE E. K .	21BL2011	57.5/80 (71.88 %)	14/21 (66.67 %)	7.5/10 (75.00 %)	4/5 (80.00 %)	22/30 (73.33 %)	6/8 (75.00 %)	2/3 (66.67 %)	2/3 (66.67 %)
12	NANDITHA.S .	21BL2012	52/80 (65.00 %)	15/21 (71.43 %)	7.5/10 (75.00 %)	4/5 (80.00 %)	15/30 (50.00 %)	6/8 (75.00 %)	2.5/3 (83.33 %)	2/3 (66.67 %)
13	NISARGA BN. .	21BL2013	61/80 (76.25 %)	16.5/21 (78.57 %)	8/10 (80.00 %)	4/5 (80.00 %)	21/30 (70.00 %)	7/8 (87.50 %)	2.5/3 (83.33 %)	2/3 (66.67 %)
14	NITHYASHRE E.R .	21BL2014	56.5/80 (70.63 %)	15/21 (71.43 %)	7.5/10 (75.00 %)	4/5 (80.00 %)	20/30 (66.67 %)	6/8 (75.00 %)	2/3 (66.67 %)	2/3 (66.67 %)
15	POORNIMA. NK .	21BL2015	59.5/80 (74.38 %)	16/21 (76.19 %)	7.5/10 (75.00 %)	4/5 (80.00 %)	22/30 (73.33 %)	6/8 (75.00 %)	2/3 (66.67 %)	2/3 (66.67 %)
16	PREMDEV VP. .	21BL2016	55.5/80 (69.38 %)	15/21 (71.43 %)	7.5/10 (75.00 %)	3/5 (60.00 %)	20.5/30 (68.33 %)	5.5/8 (68.75 %)	2/3 (66.67 %)	2/3 (66.67 %)
17	SHIVA KUMAR .	21BL2021	48/80 (60.00 %)	11.5/21 (54.76 %)	4/10 (40.00 %)	4/5 (80.00 %)	19.5/30 (65.00 %)	4.5/8 (56.25 %)	2.5/3 (83.33 %)	2/3 (66.67 %)
18	SIRISHA .A .	21BL2022	57.5/80 (71.88 %)	14.5/21 (69.05 %)	7/10 (70.00 %)	4/5 (80.00 %)	22/30 (73.33 %)	6/8 (75.00 %)	2/3 (66.67 %)	2/3 (66.67 %)
19	SNEHA BELLE .	21BL2023	57.5/80 (71.88 %)	15/21 (71.43 %)	7/10 (70.00 %)	4/5 (80.00 %)	21.5/30 (71.67 %)	6/8 (75.00 %)	2/3 (66.67 %)	2/3 (66.67 %)
20	UVAISH ALAM .	21BL2025	54/80 (67.50 %)	14/21 (66.67 %)	7/10 (70.00 %)	3.5/5 (70.00 %)	21/30 (70.00 %)	5/8 (62.50 %)	2/3 (66.67 %)	1.5/3 (50.00 %)

21	VARSHINI.SL	21BL20 26	60/80 (75.00 %)	17/21 (80.95 %)	7.5/10 (75.00 %)	4.5/5 (90.00 %)	20/30 (66.67 %)	7/8 (87.50 %)	2/3 (66.67 %)	2/3 (66.67 %)
Student Performance Threshold				50%	50%	50%	50%	50%	50%	50%
Count of Participating Students				21	21	21	21	21	21	21
Count of Students above Student Performance Threshold				20	20	21	20	20	21	21
COs Attainment				95.24%	95.24%	100.00%	95.24%	95.24%	100.00%	100.00%

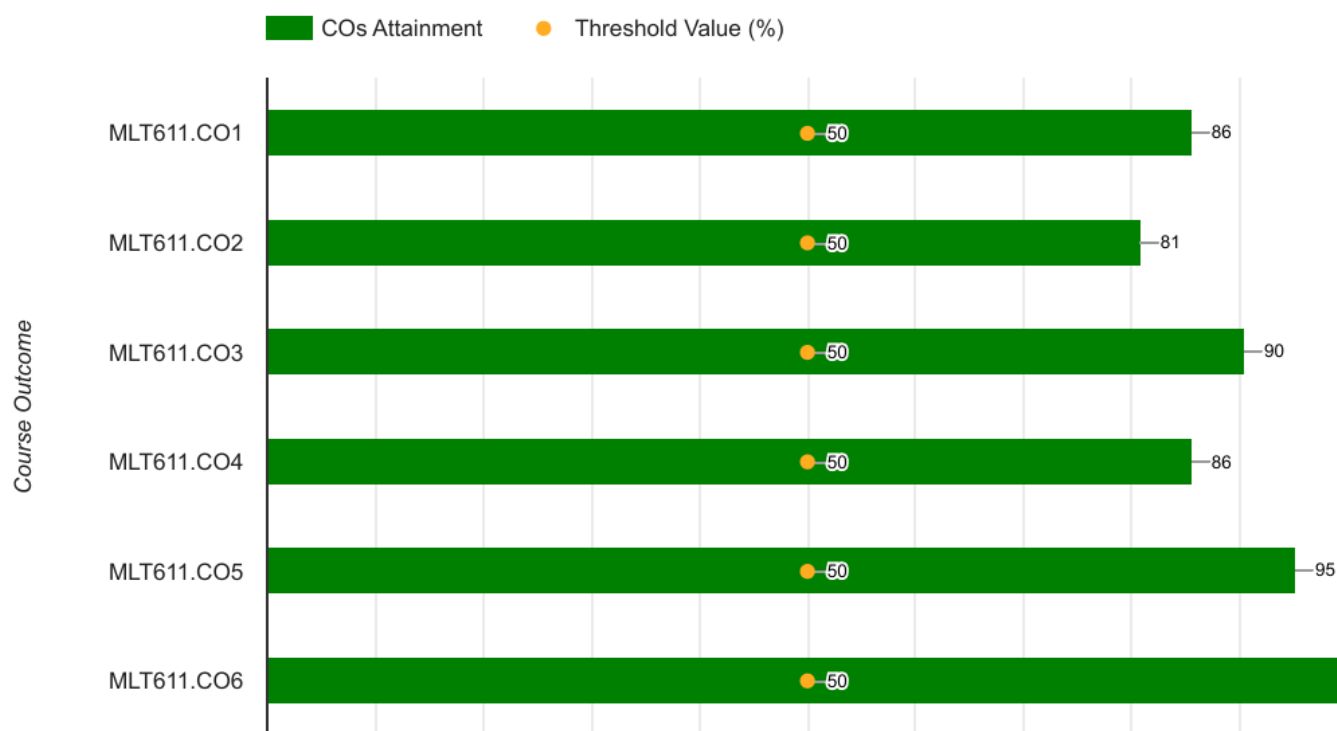
SEMESTER-6

CO PO MAPPING- APPLIED ASPECTS OF BIOCHEMISTRY

Applied aspects of		PO 1	PO 2	PO 3	PO 4	PO 5	PO 6	PO 7	PO 8
	CO 1	Substantial	Substantial	Moderate	None	Slight	Moderate	Moderate	None
CO 2	Substantial	Substantial	Moderate	None	Slight	Moderate	Moderate	None	

Biochemistry	CO 3	Substantial	Substantial	Moderate	None	Slight	Moderate	Moderate	None
	CO 4	Substantial	Substantial	Moderate	None	Slight	Moderate	Moderate	None
	CO 5	Substantial	Substantial	Moderate	None	Moderate	Moderate	Substantial	None
	CO 6	Substantial	Moderate	Moderate	Substantial	Slight	Moderate	Moderate	Slight

ASBI - Nov 2024 Exam COs Attainment Chart :

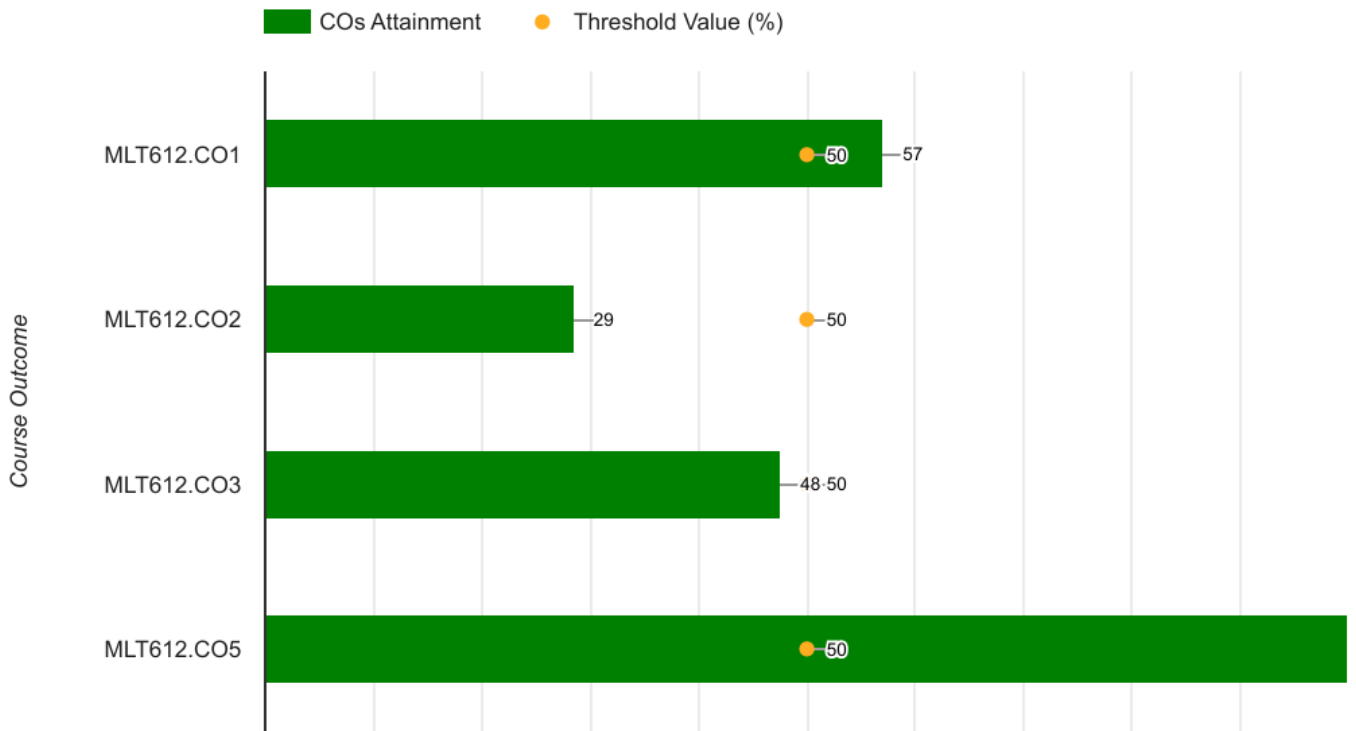


Sr No	Name of the Student	Roll No	Performance	Cumulative Marks for MLT611.C O6	Cumulative Marks for MLT611.C O1	Cumulative Marks for MLT611.C O2	Cumulative Marks for MLT611.C O3	Cumulative Marks for MLT611.C O5	Cumulative Marks for MLT611.C O4
1	ABHISHEK .PM .	21BL20 01	61.5/80 (76.88 %)	11/13 (84.62 %)	13.5/16 (84.38 %)	6.5/8 (81.25 %)	10.5/16 (65.63 %)	14.5/19 (76.32 %)	5.5/8 (68.75 %)
2	AJAY KUMAR. SM .	21BL20 02	62/80 (77.50 %)	11/13 (84.62 %)	13.5/16 (84.38 %)	6.5/8 (81.25 %)	11.5/16 (71.88 %)	13/19 (68.42 %)	6.5/8 (81.25 %)
3	AKASH B KRISHNA .	21BL20 03	40/80 (50.00 %)	10/13 (76.92 %)	4.5/16 (28.13 %)	6.5/8 (81.25 %)	4.5/16 (28.13 %)	11/19 (57.89 %)	3.5/8 (43.75 %)
4	ANKITHA KA .	21BL20 04	67/80 (83.75 %)	11/13 (84.62 %)	13/16 (81.25 %)	6.5/8 (81.25 %)	12.5/16 (78.13 %)	17/19 (89.47 %)	7/8 (87.50 %)
5	BHOOMIKA .C .	21BL20 05	65/80 (81.25 %)	11/13 (84.62 %)	13.5/16 (84.38 %)	7.5/8 (93.75 %)	13.5/16 (84.38 %)	14/19 (73.68 %)	5.5/8 (68.75 %)
6	CHAITHRA .V .	21BL20 06	60/80 (75.00 %)	9.5/13 (73.08 %)	13/16 (81.25 %)	6/8 (75.00 %)	13/16 (81.25 %)	12.5/19 (65.79 %)	6/8 (75.00 %)
7	CHANDAN.G .	21BL20 07	50.5/80 (63.13 %)	10/13 (76.92 %)	10/16 (62.50 %)	1.5/8 (18.75 %)	11/16 (68.75 %)	13.5/19 (71.05 %)	4.5/8 (56.25 %)
8	DARSHAN. M .	21BL20 08	62/80 (77.50 %)	10.5/13 (80.77 %)	13/16 (81.25 %)	7/8 (87.50 %)	12.5/16 (78.13 %)	12.5/19 (65.79 %)	6.5/8 (81.25 %)

9	EDIGA YASHWANTH .	21BL20 09	54/80 (67.50 %)	10.5/13 (80.77 %)	10/16 (62.50 %)	7.5/8 (93.75 %)	8/16 (50.00 %)	12/19 (63.16 %)	6/8 (75.00 %)
10	MISBA TABASSUM .	21BL20 10	58/80 (72.50 %)	10/13 (76.92 %)	12/16 (75.00 %)	6/8 (75.00 %)	11.5/16 (71.88 %)	12/19 (63.16 %)	6.5/8 (81.25 %)
11	NANDASHRE E. K .	21BL20 11	48/80 (60.00 %)	11/13 (84.62 %)	4/16 (25.00 %)	3.5/8 (43.75 %)	12.5/16 (78.13 %)	10.5/19 (55.26 %)	6.5/8 (81.25 %)
12	NANDITHA.S .	21BL20 12	54/80 (67.50 %)	11/13 (84.62 %)	12/16 (75.00 %)	5/8 (62.50 %)	12.5/16 (78.13 %)	8.5/19 (44.74 %)	5/8 (62.50 %)
13	NISARGA BN. .	21BL20 13	65/80 (81.25 %)	11/13 (84.62 %)	13/16 (81.25 %)	6.5/8 (81.25 %)	13.5/16 (84.38 %)	14.5/19 (76.32 %)	6.5/8 (81.25 %)
14	NITHYASHRE E.R .	21BL20 14	63/80 (78.75 %)	11/13 (84.62 %)	13/16 (81.25 %)	6/8 (75.00 %)	11/16 (68.75 %)	15.5/19 (81.58 %)	6.5/8 (81.25 %)
15	POORNIMA. NK .	21BL20 15	63.5/80 (79.38 %)	10/13 (76.92 %)	12/16 (75.00 %)	7/8 (87.50 %)	12.5/16 (78.13 %)	15/19 (78.95 %)	7/8 (87.50 %)
16	PREMDEV VP. .	21BL20 16	45/80 (56.25 %)	11/13 (84.62 %)	3.5/16 (21.88 %)	7/8 (87.50 %)	8/16 (50.00 %)	11.5/19 (60.53 %)	4/8 (50.00 %)
17	SHIVA KUMAR .	21BL20 21	41/80 (51.25 %)	10.5/13 (80.77 %)	11/16 (68.75 %)	3/8 (37.50 %)	4/16 (25.00 %)	9.5/19 (50.00 %)	3/8 (37.50 %)
18	SIRISHA .A .	21BL20 22	64/80 (80.00 %)	11/13 (84.62 %)	12.5/16 (78.13 %)	6.5/8 (81.25 %)	13/16 (81.25 %)	15/19 (78.95 %)	6/8 (75.00 %)
19	SNEHA BELLE .	21BL20 23	57/80 (71.25 %)	11/13 (84.62 %)	10.5/16 (65.63 %)	7.5/8 (93.75 %)	12.5/16 (78.13 %)	12/19 (63.16 %)	3.5/8 (43.75 %)
20	UVAISH ALAM .	21BL20 25	68/80 (85.00 %)	10.5/13 (80.77 %)	14/16 (87.50 %)	7/8 (87.50 %)	13/16 (81.25 %)	16.5/19 (86.84 %)	7/8 (87.50 %)
21	VARSHINI.SL .	21BL20 26	45/80 (56.25 %)	10/13 (76.92 %)	8.5/16 (53.13 %)	2/8 (25.00 %)	9/16 (56.25 %)	10/19 (52.63 %)	5.5/8 (68.75 %)
Student Performance Threshold				50%	50%	50%	50%	50%	50%
Count of Participating Students				21	21	21	21	21	21
Count of Students above Student Performance Threshold				21	18	17	19	20	18
COs Attainment				100.00%	85.71%	80.95%	90.48%	95.24%	85.71%

		PO 1	PO 2	PO 3	PO 4	PO 5	PO 6	PO 7	PO 8
Applied aspects of Microbiology	CO 1	Substantial	Substantial	Moderate	Slight	Slight	Moderate	Slight	None
	CO 2	Substantial	Substantial	Moderate	None	Slight	Moderate	Moderate	None
	CO 3	Substantial	Substantial	Moderate	Slight	Moderate	Moderate	Moderate	None
	CO 4	Substantial	Substantial	Slight	None	Moderate	Moderate	Moderate	None
	CO 5	Substantial	Substantial	Slight	Slight	Moderate	Substantial	Substantial	Slight

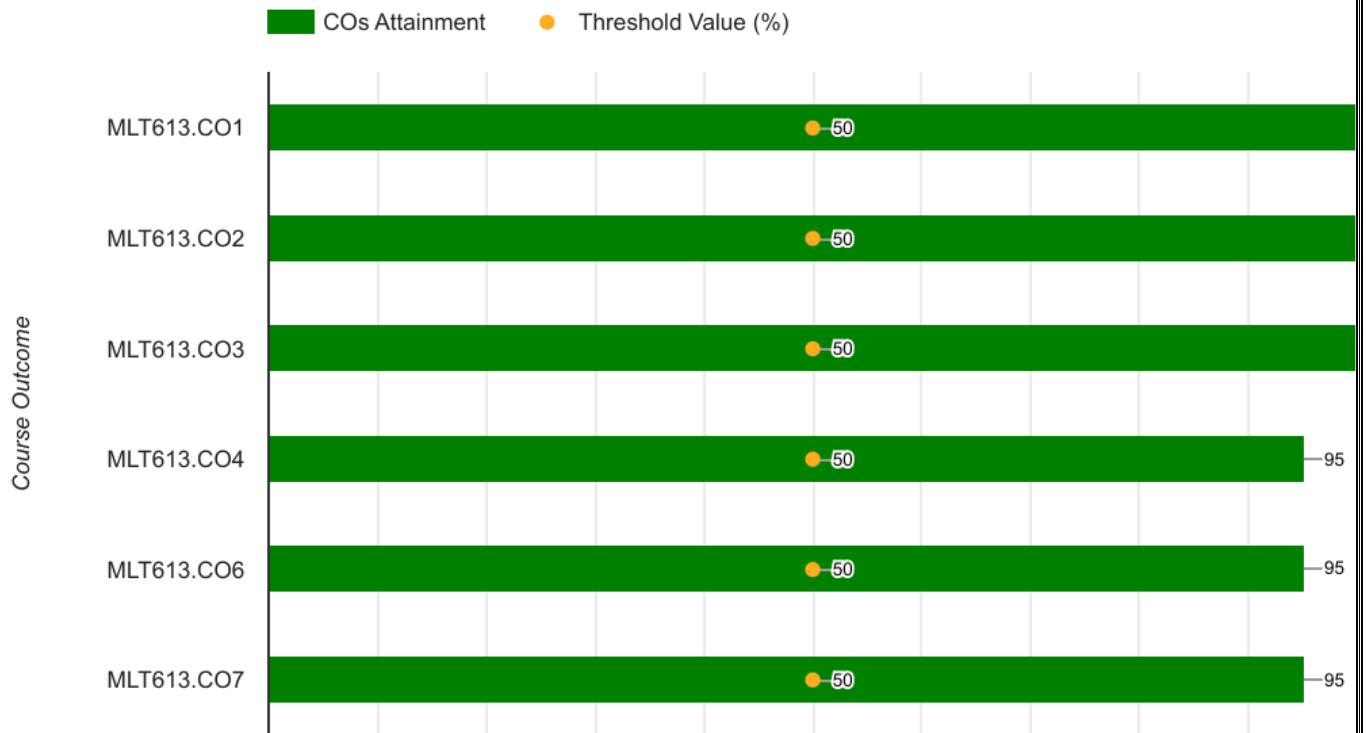
ASMI - Nov 2024 Exam COs Attainment Chart :



Sr No.	Name of the Student	Roll No	Performance	Cumulative Marks for MLT612.CO1	Cumulative Marks for MLT612.CO3	Cumulative Marks for MLT612.CO2	Cumulative Marks for MLT612.CO5
1	ABHISHEK .PM .	21BL2001	62/80 (77.50 %)	35/47 (74.47 %)	16/22 (72.73 %)	5/5 (100.00 %)	6/6 (100.00 %)
2	AJAY KUMAR. SM .	21BL2002	50.5/80 (63.13 %)	26.5/47 (56.38 %)	15/22 (68.18 %)	3/5 (60.00 %)	6/6 (100.00 %)
3	AKASH B KRISHNA .	21BL2003	26/80 (32.50 %)	16/47 (34.04 %)	3.5/22 (15.91 %)	0.5/5 (10.00 %)	6/6 (100.00 %)
4	ANKITHA KA .	21BL2004	49.5/80 (61.88 %)	27.5/47 (58.51 %)	15/22 (68.18 %)	1/5 (20.00 %)	6/6 (100.00 %)
5	BHOOMIKA .C .	21BL2005	63.5/80 (79.38 %)	36.5/47 (77.66 %)	16.5/22 (75.00 %)	4.5/5 (90.00 %)	6/6 (100.00 %)
6	CHAITHRA .V .	21BL2006	48/80 (60.00 %)	27/47 (57.45 %)	14/22 (63.64 %)	1/5 (20.00 %)	6/6 (100.00 %)
7	CHANDAN.G .	21BL2007	31.5/80 (39.38 %)	20.5/47 (43.62 %)	6/22 (27.27 %)	0/5 (0.00 %)	5/6 (83.33 %)
8	DARSHAN. M .	21BL2008	43/80 (53.75 %)	25.5/47 (54.26 %)	11.5/22 (52.27 %)	0/5 (0.00 %)	6/6 (100.00 %)
9	EDIGA YASHWANTH .	21BL2009	28.5/80 (35.63 %)	13.5/47 (28.72 %)	8.5/22 (38.64 %)	0.5/5 (10.00 %)	6/6 (100.00 %)
10	MISBA TABASSUM .	21BL2010	38.5/80 (48.13 %)	20.5/47 (43.62 %)	11/22 (50.00 %)	2/5 (40.00 %)	5/6 (83.33 %)
11	NANDASHREE. K .	21BL2011	16/80 (20.00 %)	9/47 (19.15 %)	2.5/22 (11.36 %)	0/5 (0.00 %)	4.5/6 (75.00 %)
12	NANDITHA.S .	21BL2012	25/80 (31.25 %)	17/47 (36.17 %)	3/22 (13.64 %)	0/5 (0.00 %)	5/6 (83.33 %)
13	NISARGA BN. .	21BL2013	47/80 (58.75 %)	29.5/47 (62.77 %)	10/22 (45.45 %)	1.5/5 (30.00 %)	6/6 (100.00 %)
14	NITHYASHREE.R .	21BL2014	39.5/80 (49.38 %)	24/47 (51.06 %)	6.5/22 (29.55 %)	3/5 (60.00 %)	6/6 (100.00 %)
15	POORNIMA. NK .	21BL2015	53/80 (66.25 %)	29/47 (61.70 %)	15/22 (68.18 %)	3/5 (60.00 %)	6/6 (100.00 %)
16	PREMDEV VP. .	21BL2016	25.5/80 (31.88 %)	15.5/47 (32.98 %)	4/22 (18.18 %)	0/5 (0.00 %)	6/6 (100.00 %)
17	SHIVA KUMAR .	21BL2021	24/80 (30.00 %)	17/47 (36.17 %)	2/22 (9.09 %)	0/5 (0.00 %)	5/6 (83.33 %)
18	SIRISHA .A .	21BL2022	50.5/80 (63.13 %)	29.5/47 (62.77 %)	14/22 (63.64 %)	2/5 (40.00 %)	5/6 (83.33 %)
19	SNEHA BELLE .	21BL2023	39.5/80 (49.38 %)	23.5/47 (50.00 %)	8/22 (36.36 %)	2/5 (40.00 %)	6/6 (100.00 %)
20	UVAISH ALAM .	21BL2025	58.5/80 (73.13 %)	33.5/47 (71.28 %)	15/22 (68.18 %)	4/5 (80.00 %)	6/6 (100.00 %)
21	VARSHINI.SL .	21BL2026	39/80 (48.75 %)	22/47 (46.81 %)	10/22 (45.45 %)	1/5 (20.00 %)	6/6 (100.00 %)
Student Performance Threshold				50%	50%	50%	50%
Count of Participating Students				21	21	21	21
Count of Students above Student Performance Threshold				12	10	6	21
COs Attainment				57.14%	47.62%	28.57%	100.00%

	PO 1	PO 2	PO 3	PO 4	PO 5	PO 6	PO 7	PO 8	
Applied aspects of Pathology	CO 1	Substantial	Substantial	Moderate	Slight	Moderate	Moderate	Slight	None
	CO 2	Substantial	Substantial	Moderate	None	Moderate	Moderate	Moderate	None
	CO 3	Substantial	Substantial	Slight	None	Slight	Slight	Slight	None
	CO 4	Substantial	Substantial	Moderate	None	Moderate	Moderate	Moderate	None
	CO 5	Substantial	Substantial	Moderate	None	Moderate	Slight	Moderate	None
	CO 6	Substantial	Substantial	Moderate	Slight	Substantial	Moderate	Moderate	None

ASPA - Nov 2024 Exam COs Attainment Chart :



Sr No	Name of the Student	Roll No	Performance	Cumulative Marks for MLT613.C04	Cumulative Marks for MLT613.C06	Cumulative Marks for MLT613.C03	Cumulative Marks for MLT613.C02	Cumulative Marks for MLT613.C07	Cumulative Marks for MLT613.C01
1	ABHISHEK .PM .	21BL2001	73/80 (91.25 %)	11/13 (84.62 %)	20/24 (83.33 %)	24/24 (100.00 %)	8/8 (100.00 %)	4/5 (80.00 %)	6/6 (100.00 %)
2	AJAY KUMAR. SM .	21BL2002	62/80 (77.50 %)	10/13 (76.92 %)	17/24 (70.83 %)	18/24 (75.00 %)	7/8 (87.50 %)	4/5 (80.00 %)	6/6 (100.00 %)
3	AKASH B KRISHNA .	21BL2003	44/80 (55.00 %)	6/13 (46.15 %)	10/24 (41.67 %)	14/24 (58.33 %)	6/8 (75.00 %)	3/5 (60.00 %)	5/6 (83.33 %)
4	ANKITHA KA .	21BL2004	65/80 (81.25 %)	7/13 (53.85 %)	18/24 (75.00 %)	22/24 (91.67 %)	8/8 (100.00 %)	4/5 (80.00 %)	6/6 (100.00 %)

5	BHOOMIKA .C .	21BL20 05	74/80 (92.50 %)	12/13 (92.31 %)	22/24 (91.67 %)	23/24 (95.83 %)	7/8 (87.50 %)	4/5 (80.00 %)	6/6 (100.00 %)
6	CHAITHRA .V .	21BL20 06	54/80 (67.50 %)	8/13 (61.54 %)	12/24 (50.00 %)	20/24 (83.33 %)	6/8 (75.00 %)	2/5 (40.00 %)	6/6 (100.00 %)
7	CHANDAN.G .	21BL20 07	50/80 (62.50 %)	8/13 (61.54 %)	15/24 (62.50 %)	15/24 (62.50 %)	5/8 (62.50 %)	4/5 (80.00 %)	3/6 (50.00 %)
8	DARSHAN. M .	21BL20 08	65/80 (81.25 %)	9/13 (69.23 %)	19/24 (79.17 %)	20/24 (83.33 %)	7/8 (87.50 %)	4/5 (80.00 %)	6/6 (100.00 %)
9	EDIGA YASHWANTH .	21BL20 09	61/80 (76.25 %)	8/13 (61.54 %)	17/24 (70.83 %)	20/24 (83.33 %)	7/8 (87.50 %)	4/5 (80.00 %)	5/6 (83.33 %)
10	MISBA TABASSUM .	21BL20 10	57/80 (71.25 %)	9/13 (69.23 %)	16/24 (66.67 %)	19/24 (79.17 %)	6/8 (75.00 %)	4/5 (80.00 %)	3/6 (50.00 %)
11	NANDASHRE E. K .	21BL20 11	48/80 (60.00 %)	8/13 (61.54 %)	12/24 (50.00 %)	14/24 (58.33 %)	6/8 (75.00 %)	4/5 (80.00 %)	4/6 (66.67 %)
12	NANDITHA.S .	21BL20 12	61/80 (76.25 %)	10/13 (76.92 %)	17/24 (70.83 %)	19/24 (79.17 %)	7/8 (87.50 %)	4/5 (80.00 %)	4/6 (66.67 %)
13	NISARGA BN. .	21BL20 13	69/80 (86.25 %)	11/13 (84.62 %)	21/24 (87.50 %)	21/24 (87.50 %)	7/8 (87.50 %)	4/5 (80.00 %)	5/6 (83.33 %)
14	NITHYASHRE E.R .	21BL20 14	70/80 (87.50 %)	11/13 (84.62 %)	21/24 (87.50 %)	21/24 (87.50 %)	7/8 (87.50 %)	4/5 (80.00 %)	6/6 (100.00 %)
15	POORNIMA. NK .	21BL20 15	67/80 (83.75 %)	10/13 (76.92 %)	20/24 (83.33 %)	21/24 (87.50 %)	7/8 (87.50 %)	4/5 (80.00 %)	5/6 (83.33 %)
16	PREMDEV VP. .	21BL20 16	56/80 (70.00 %)	8/13 (61.54 %)	17/24 (70.83 %)	18/24 (75.00 %)	6/8 (75.00 %)	3/5 (60.00 %)	4/6 (66.67 %)
17	SHIVA KUMAR .	21BL20 21	66/80 (82.50 %)	10/13 (76.92 %)	19/24 (79.17 %)	21/24 (87.50 %)	6/8 (75.00 %)	4/5 (80.00 %)	6/6 (100.00 %)
18	SIRISHA .A .	21BL20 22	69/80 (86.25 %)	10/13 (76.92 %)	21/24 (87.50 %)	21/24 (87.50 %)	7/8 (87.50 %)	4/5 (80.00 %)	6/6 (100.00 %)
19	SNEHA BELLE .	21BL20 23	68/80 (85.00 %)	10/13 (76.92 %)	20/24 (83.33 %)	21/24 (87.50 %)	7/8 (87.50 %)	4/5 (80.00 %)	6/6 (100.00 %)
20	UVAISH ALAM .	21BL20 25	65/80 (81.25 %)	10/13 (76.92 %)	20/24 (83.33 %)	20/24 (83.33 %)	6/8 (75.00 %)	3/5 (60.00 %)	6/6 (100.00 %)
21	VARSHINI.SL .	21BL20 26	66/80 (82.50 %)	10/13 (76.92 %)	21/24 (87.50 %)	20/24 (83.33 %)	6/8 (75.00 %)	3/5 (60.00 %)	6/6 (100.00 %)
Student Performance Threshold				50%	50%	50%	50%	50%	50%
Count of Participating Students				21	21	21	21	21	21
Count of Students above Student Performance Threshold				20	20	21	21	20	21
COs Attainment				95.24%	95.24%	100.00%	100.00%	95.24%	100.00%

Chapter - 6 CO PO Mapping

Course Code	CO	Program Outcomes							
		PO1	PO2	PO3	PO4	PO5	PO6	PO7	PO8
Anatomy									
A210	CO1	3	1	0	0	1	0	1	0
	CO2	3	2	0	0	0	0	0	0
	CO3	3	1	0	0	0	0	0	0
	CO4	3	2	0	0	1	0	1	0
	CO5	3	1	0	0	0	0	0	0
	CO6	3	2	0	0	0	0	0	0
Physiology									
A220	CO1	3	0	0	0	0	0	2	0
	CO2	3	2	0	0	1	0	1	0
	CO3	1	0	0	0	0	0	0	0
Biochemistry									
B270	CO1	3	2	0	0	0	0	1	0
	CO2	3	2	0	1	1	2	1	0
	CO3	3	0	0	0	0	0	0	0
	CO4	3	0	0	0	0	0	0	0
	CO5	3	1	0	0	1	0	1	0
	CO6	3	1	0	0	0	0	0	0
Microbiology									
B280	CO1	3	2	0	0	0	0	1	0
	CO2	3	2	0	0	0	0	1	0
	CO3	3	1	0	1	0	0	1	0
	CO4	3	2	0	1	0	0	0	0
	CO5	3	0	0	0	0	0	0	0
	CO6	3	0	0	0	0	0	0	0
Pathology									
B290	CO1	3	0	0	0	0	0	0	0
	CO2	3	0	0	0	0	0	1	0
	CO3	3	0	0	0	0	0	1	0
	CO4	3	0	0	0	0	0	1	0
	CO5	3	2	0	0	0	0	1	0
	CO6	3	0	0	0	0	0	1	0
	CO7	3	0	0	0	0	0	1	0
Biochemistry- I, II, III									
B290	CO1	3	3	1	0	1	1	1	0
	CO2	3	3	1	0	2	2	1	0
	CO3	3	3	2	1	1	2	2	1
	CO4	3	3	2	1	1	1	2	1

	CO5	3	3	1	1	1	2	2	1
	CO6	3	2	1	1	1	2	2	0
	CO7	3	3	2	1	1	2	2	1
	CO8	3	3	1	0	1	2	2	0

Microbiology - I, II, III									
C313	CO1	3	3	2	0	1	2	1	0
	CO2	3	3	1	0	1	2	2	0
	CO3	3	3	3	0	2	2	1	1
	CO4	3	3	2	1	2	2	2	0
	CO5	3	3	2	0	1	2	2	0
	CO6	3	3	2	0	2	2	1	0
Pathology - I,II,III									
C314	CO1	3	3	2	1	1	2	2	0
	CO2	3	3	2	0	1	2	2	0
	CO3	3	3	2	0	1	2	2	0
	CO4	3	3	2	0	1	2	2	0
	CO5	3	3	2	0	1	2	2	0
	CO6	3	3	1	0	1	3	3	0
	CO7	3	2	2	1	1	2	3	0
	CO8	3	3	2	0	1	2	2	0
	CO9	3	3	3	1	1	3	2	0
Applied aspects of Biochemistry									
C314	CO1	3	3	2	0	1	2	2	0
	CO2	3	3	2	0	1	2	2	0
	CO3	3	3	2	0	1	2	2	0
	CO4	3	3	2	0	1	2	2	0
	CO5	3	3	2	0	2	2	3	0
	CO6	3	2	2	3	1	2	2	1
Applied aspects of Microbiology									
C315	CO1	3	3	2	1	1	2	1	0
	CO2	3	3	2	0	1	2	2	0
	CO3	3	3	2	1	2	2	2	0
	CO4	3	3	1	0	2	2	2	0
	CO5	3	3	1	1	2	3	3	1
Applied aspects of Pathology									
C315	CO1	3	3	2	1	2	2	1	0
	CO2	3	3	2	0	2	2	2	0
	CO3	3	3	1	0	1	1	1	0
	CO4	3	3	2	0	2	2	2	0
	CO5	3	3	2	0	2	1	2	0
	CO6	3	3	2	1	3	2	2	0

Chapter - 7 Course Outcome attainment (University)

Sl. No.	Course Code	Course name	COs	Attainment Percentage
1	A201 & A202	Anatomy I & II	6	
2	B270 & B280	Physiology I & II	3	43.75%
3	B290	Biochemistry	6	
4	B290	Microbiology	6	
5	C313	Pathology	7	
6	C314	Biochemistry - 1	8	
7	C314	Biochemistry - 2	8	
8	C315	Biochemistry - 3	8	
9	C315	Microbiology - 1	6	
10	D320	Microbiology - 2	6	
11	D321	Microbiology - 3	6	
12	D322	Pathology - 1	9	
13	D323	Pathology - 2	9	
14	E328	Pathology - 3	9	
15	F201	Applied aspects of Biochemistry	6	
16	F202	Applied aspects of Microbiology	5	
17	F203	Applied aspects of Pathology	6	

Chapter - 7 Course Outcome attainment (Final)

Sl. No.	Course Code	Course name	COs	Attainment level Out of 3	Attainment Percentage
1	A201	Anatomy - 1	6		
2	A202	Anatomy - 2	6		
3	B270	Physiology - 1	3		
4	B280	Physiology - 2	3		
5	B290	Biochemistry	6		
6	B290	Microbiology	6		
7	C313	Pathology	7		
8	C314	Biochemistry - 1	8		
9	C314	Biochemistry - 2	8		
10	C315	Biochemistry - 3	8		
11	C315	Microbiology - 1	6		
12	D320	Microbiology - 2	6		
13	D321	Microbiology - 3	6		
14	D322	Pathology - 1	9		
15	D323	Pathology - 2	9		
16	E328	Pathology - 3	9		
17	F201	Applied aspects of Biochemistry	6		
18	F202	Applied aspects of Microbiology	5		
19	F203	Applied aspects of Pathology	6		

Chapter - 8 Program Outcome Attainment (University Examination)

Chapter - 9 Course Outcome Report

(Bench Mark CO Attainment is 50 i.e. 1.5 out of 3)

S.no	Course Code	Course Name	Attainment Obtained	Observation	Action Plan
1.	A201	Anatomy - 1		Both in IA 2 & UE performance is poor	1. Important UE Question paper need to be solved 2. Repeated retest to be addressed in the IA evaluation for the slow learners 3. Specific learning Objective need to addressed 4. More number of slow learners were identified in this batch.
2.	A202	Anatomy - 2		NA	NA
3.	B270	Physiology - 1		NA	NA
4.	B280	Physiology - 2		IA 1 & UE performance is poor	1. Important UE Question paper need to be solved 2. Repeated retest to be addressed in the IA evaluation 3. More number of slow learners were identified in this batch.
5.	B290	Biochemistry			
6.	B290	Microbiology			
7.	C313	Pathology			
8.	C314	Biochemistry - 1			

9.	C314	Biochemistry - 2			
10.	C315	Biochemistry - 3			
11.	C315	Microbiology - 1			
12.	D320	Microbiology - 2			
13.	D321	Microbiology - 3			
14.	D322	Pathology - 1			
15.	D323	Pathology - 2			
16.	E328	Pathology - 3			
17.	F201	Applied aspects of Biochemistry			
18.	F202	Applied aspects of Microbiology			
19.	F203	Applied aspects of Pathology			

*** UE - University Examination, IA - Internal Assessment**

